

HUMAN DESIGN MARS RETURN REPORT





CONTENTS

Your Human Design Mars Return	4
Your Mars Return Chart	6
Summary of Mars Return Activations & Themes	8
Introduction – The Cycle Cross	9
Cycle Cross: The Right Angle Cross of The Sphinx 4	9
Cycle Profile Introduction	12
Cycle Profile Theme – 3/5 Profile	12
Introduction – Your Mars Return Nodal Environments	13
Conscious Nodal Environment: SN Gate 31 / NN Gate 41	13
Conscious Nodal Line Theme: Fifth Line Mars Nodes	15
Unconscious Nodal Environment: SN Gate 33 / NN Gate 19	16
Unconscious Nodal Line Theme: Fifth Line Mars Nodes	18
Overview of Mars Return Center Themes	20
Mars cycle Theme: Sacral Center Impacted	20
Mars cycle Theme: Splenic Center Impacted	20
Mars cycle Theme: Solar Plexus Center Impacted	20
Mars Cycle Center Themes: Defined Solar Plexus Center	21
Mars Cycle Center Themes: Defined Sacral Center	24
Mars Cycle Center Themes: Defined Splenic Center	27
Overview of the Mars Return Channel Themes	30
Personal Channels	33
Activations of Channel 2057: The Brainwave	34
Activations of Channel 0214: The Beat	39



CONTENTS

Activations of Channel 0659: Mating	47
Activations of Channel 2750: Preservation	55
Educational Channels	60
Activations of Channel 1333: The Prodigal	61
Introduction to Environmental Gates	66
Environmental Gates by: Head Center	67
Environmental Gates by: Ajna Center	68
Environmental Gates by: Throat Center	74
Environmental Gates by: G Center	80
Environmental Gates by: Heart Center	84
Environmental Gates by: Splenic Center	85
Environmental Gates by: Sacral Center	86
Environmental Gates by: Solar Plexus Center	94
Environmental Gates by: Root Center	96
The Not-Self: Your Undefined Centers	104
Mars Cycle Center Theme: Undefined Ajna Center	104
Mars Cycle Center Theme: Undefined Head Center	106
Mars Cycle Center Theme: Undefined Root Center	108
Conclusion	109



Your Human Design Mars Return

The Mars Return in Human Design marks a significant transitional period that occurs approximately every two years, representing a cycle of renewed energy, drive, and action. This return highlights how you assert your will, pursue your goals, and engage with challenges. It provides an opportunity to recalibrate your energy and align your actions with your authentic design.

Mars governs themes of ambition, drive, and conflict resolution, and during this return, its energy can influence how maturation manifests in your design. It may highlight where you are misaligned in your use of energy or where you can step into greater empowerment. Many experience this as a time of re-evaluating their direction, refining their approach to challenges, and reconnecting with their inner fire.

Rather than viewing the Mars Return as a moment of pressure or conflict, it can be embraced as a time of recalibration—a chance to align your energy and actions with purpose and intentionality.

Key Themes of the Mars Return

To navigate the Mars Return effectively, key themes to explore include:

- Re-assessing how you use your energy and drive to pursue your goals
- Recognizing areas where you might be overextending or underutilizing your energy
- Exploring new strategies for handling challenges and conflict
- Aligning your actions with your Strategy and Inner Authority

The Mars Return invites you to refine how you engage with the world and ensure your energy is being directed in ways that are sustainable and aligned with your design. It is not about forcing change but about understanding how to work with the dynamic energy of Mars in a way that empowers you.

Mars in Your Human Design Chart

In Human Design, Mars represents both youthful energy and potential immaturity in how you approach challenges and opportunities. With each return, you are given the chance to mature in how you express this energy, moving from reactive patterns to intentional, aligned action. The energy of the Mars Return doesn't change your design but presents new circumstances to navigate using your Strategy and Authority.

This means:

- **Your Type's Strategy** remains your guide for engaging with the energy of this cycle.
- **Your Inner Authority** continues to serve as your compass for decision-making and alignment.
- The Mars Return brings new "weather" conditions, but your consistent design remains your foundation.

By staying true to your Strategy and Inner Authority, you can harness the energy of the Mars Return to take aligned action and achieve greater clarity in your pursuits.

Embracing the Gift of Your Mars Return

The Mars Return is a powerful opportunity to realign your energy and purpose. It invites you to examine how you assert yourself, handle challenges, and pursue passions. By honoring your unique design and staying rooted in your Strategy and Authority, you can navigate this cycle with confidence and clarity, transforming Mars' fiery energy into a source of empowering growth.



This is your chance to refine how you engage with the world and step into greater alignment with your true self. Use this period to embrace your energy, recalibrate your focus, and take purposeful action.

The Nature of Cycles

Astrological cycles don't "end" in an absolute sense. When one cycle transitions into another, the earlier cycle shifts into the background while its effects and lessons continue to influence you.

For example:

1st Saturn Return (Around Age 29-30):

- The 1st Saturn Return marks a major turning point, signalling the end of the first Saturn cycle and the beginning of a new phase of maturity.
- After this, Saturn's influence doesn't disappear—it integrates into your life. It becomes part of your foundation and continues to work in the background as you build on the lessons learned during the first cycle.
- However, its *active* influence fades as other cycles (e.g., Uranus Opposition, Chiron Return) take precedence.

2nd Saturn Return (Around Age 58-60):

- The 2nd Saturn Return brings Saturn to the foreground again, revisiting the themes of responsibility, discipline, and life structure.
- While the 2nd Saturn Return is a distinct phase, it builds on the lessons of the 1st Saturn cycle, which has been simmering in the background for decades.
- After the 2nd Saturn Return, Saturn's influence again recedes into the background but continues to shape long-term patterns.

What About Other Cycles, Like Uranus, Chiron, Lunar, Mars, Venus?

The same principle applies:

- **Uranus:** Uranus Opposition (around age 40-42) doesn't mean Uranus disappears after that point. Its themes of freedom and individuality remain, but they shift into the background as other cycles (like Chiron) take precedence. Uranus comes to full completion at the Uranus Return (around age 84).
- **Chiron:** Chiron's influence begins to peak at the Chiron Return (around age 50) and continues in the foreground for many years, but it doesn't "end" until well into old age—for those who live long enough.

Interlocking Cycles

So, cycles don't "end" in an absolute sense—they overlap and interlock:

- Earlier cycles (like the 1st Saturn cycle) become part of the thematic foundation of your life.
- Subsequent cycles (like Uranus and Chiron) take the foreground, but Saturn's influence remains present in the background.
- These cycles are cumulative and layered—each one builds on the last, creating a lifelong interplay of energies.

Final Thought:

Think of these cycles like a symphony:

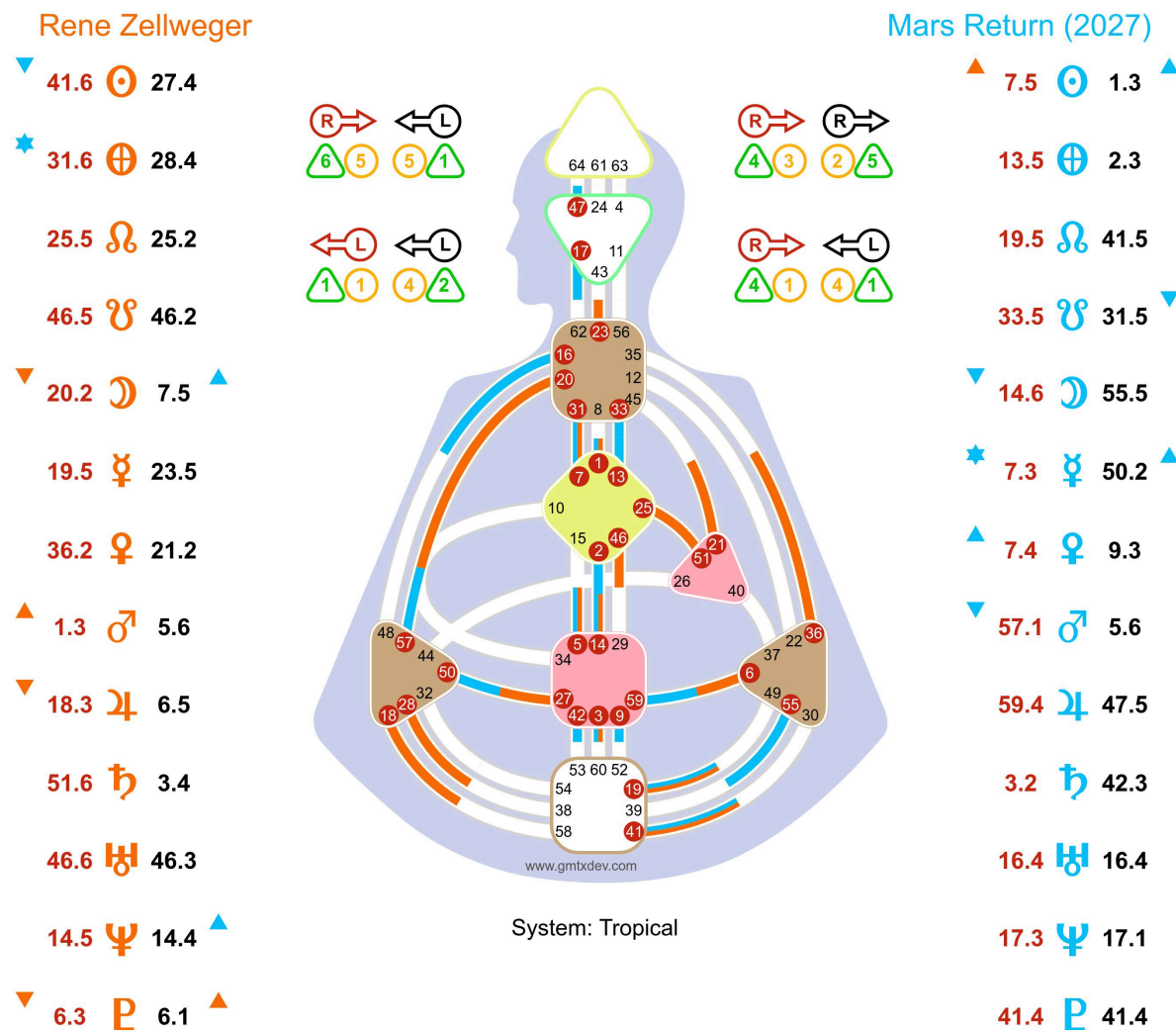
- Saturn might play the dominant melody early on, but as Uranus, Chiron, and other planetary cycles join in, Saturn's melody fades into the background. It's still there, harmonizing with the other instruments, but it's no longer the dominant sound.



Your Mars Return Chart

Birth Details: Rene Zellweger, 25/04/1969, 14:41:00, Baytown, TX, United States

Mars Return: 08/11/2027, 01:02:38



WELCOME

Rene, the chart displayed is your Quantum Mars Return. In the left-hand column below your name are the unconscious (Design) and conscious (Personality) Gates, Lines, and Planets. To the right are the Mars Return details. Your Foundation Chart details appear to the right of this welcome message, serving as a reminder to always follow your Inner Authority and Strategy.

FOUNDATION CHART

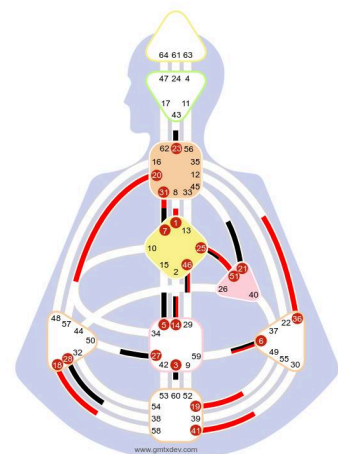
Type	Manifestor
Profile	4/6 - Opportunistic / Role Model
Strategy	Inform & Initiate
Authority	Ego - Heart



PRINT THIS PAGE

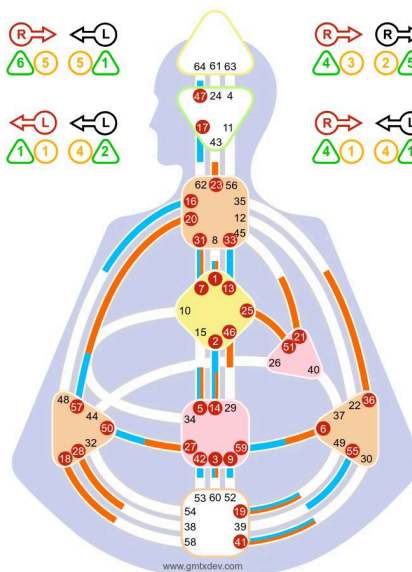
Rene Zellweger

▼ 41.6 ☉ 27.4
 ★ 31.6 ⊕ 28.4
 25.5 ♀ 25.2
 46.5 ♀ 46.2
 ▼ 20.2 ☾ 7.5 ▲
 19.5 ♀ 23.5
 36.2 ♀ 21.2
 ▲ 1.3 ♂ 5.6
 ▼ 18.3 ♀ 6.5
 51.6 ♀ 3.4
 46.6 ♀ 46.3
 14.5 ♀ 14.4 ▲
 ▼ 6.3 ♀ 6.1 ▲



Definition:
Single

Personal Channels
 The Brain Wave (20-57)
 Beat (2-14)
 Mating (6-59)
 Preservation (27-50)



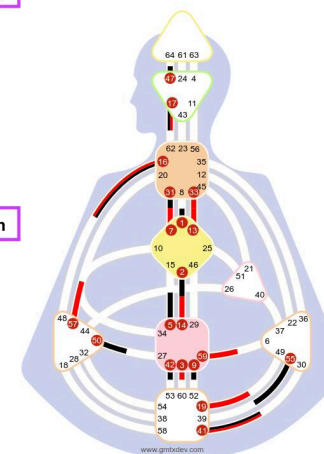
System: Tropical

Connection Channels

Educational Channels
 The Prodigal (13-33)

Mars Return (2027)

Pe-Exp ▲ 7.5 ☉ 1.3 ▲ Pe-Exp
 Pe-Exp 13.5 ⊕ 2.3 Pe-Exp
 Env 19.5 ♀ 41.5 Env
 Ed-Dir 33.5 ♀ 31.5 ▼ Env
 Ed-Pn ▼ 14.6 ☾ 55.5 Env
 Env ★ 7.3 ♀ 50.2 ▲ Pe-Pn
 Env ▲ 7.4 ♀ 9.3 Env
 Pe-Pn ▼ 57.1 ♂ 5.6 Env
 Pe-Dev 59.4 ♀ 47.5 Env
 Env 3.2 ♀ 42.3 Env
 Env 16.4 ♀ 16.4 Env
 Env 17.3 ♀ 17.1 Env
 Env 41.4 ♀ 41.4 Env



Predictor Keys

Ed-Dev Educational Developmental
Ed-Dir Educational Directional
Ed-Pn Educational Person
Env Environmental
Pe-Dev Personal Developmental
Pe-Dir Personal Directional
Pe-Pn Personal Person
Pe-Exp Personal Experimental



Summary of Mars Return Activations & Themes

Planets		Gate	Line	Theme
Sun: Radiance	P	1 - The Creative	3 - Creative Drive	Environmental
	D	7 - The Army	5 - The General	Environmental
Earth: Grounding	P	2 - The Receptive	3 - Patience	Experiential
	D	13 - The Fellowship of Man	5 - The Saviour	Experiential
Moon: Focus	P	55 - Abundance	5 - Growth	Environmental
	D	14 - Possession In Great Measure	6 - Humility	Environmental
True Node: Future Direction	P	41 - Decrease	5 - Authorisation	Environmental
	D	19 - Approach	5 - Sacrifice	Environmental
Mean Node: Past Direction	P	31 - Influence	5 - Self-righteousness	Environmental
	D	33 - Retreat	5 - Timing	Environmental
Mercury: Communication	P	50 - The Cauldron	2 - Determination	Person
	D	7 - The Army	3 - The Anarchist	Person
Venus: Values	P	9 - The Taming Power Of The Small	3 - The last straw	Environmental
	D	7 - The Army	4 - The Abdicator	Environmental
Mars: Maturing Energy	P	5 - Waiting	6 - Yielding	Environmental
	D	57 - The Gentle	1 - Confusion	Environmental
Jupiter: Law and Protection	P	47 - Oppression	5 - The Saint	Environmental
	D	59 - Dispersion	4 - Brotherhood/Sisterood	Environmental
Saturn: Rules and Discipline	P	42 - Increase	3 - Trial and error	Environmental
	D	3 - Difficulty At The Beginning	2 - Immaturity	Environmental
Uranus: Unusualness	P	16 - Enthusiasm	4 - The Leader	Environmental
	D	16 - Enthusiasm	4 - The Leader	Environmental
Neptune: Distraction	P	17 - Following	1 - Openness	Environmental
	D	17 - Following	3 - Understanding	Environmental
Pluto: Truth	P	41 - Decrease	4 - Correction	Environmental
	D	41 - Decrease	4 - Correction	Environmental
P = Personality. This is classified as the conscious side.				
D = Design. This is classified as the unconscious side.				



Introduction - The Cycle Cross

Your Cycle Incarnation Cross represents the themes you are here to learn and understand during this period. It highlights the energies influencing your experiences and serves as a blueprint to deepen the impact of your Foundation Incarnation Cross throughout this cycle.

By exploring your Cycle Cross—determined by the positions of the cycle's conscious and unconscious Sun and Earth—you can uncover the themes and patterns shaping your journey during this time. This understanding provides valuable insights into the core energies, potential challenges, and the lessons you are here to embody in this cycle.

Recognizing and embodying your Cycle Cross can help you identify the obstacles you may encounter, the strengths you can leverage, and how these energies interact with your Foundation Incarnation Cross. This awareness empowers you to navigate life with greater clarity and purpose, aligning your actions with the themes and growth opportunities unique to this cycle.

Cycle Cross: The Right Angle Cross of The Sphinx 4

The Right Angle Cross of The Sphinx 4 reflects a cyclical journey of creative self-expression, visionary direction, personal identity within society, and attentive listening. This cycle invites the integration of innovation, purpose, societal influence, and deep understanding. Each phase builds upon the last, creating a flow of energy that allows for authentic creativity, guided vision, impactful leadership, and meaningful communication. By embodying this cycle, you create a life of creative initiative, purposeful action, and social connection.

Geometry: Right Angle

Having a Right Angle Incarnation Cross in this cycle means your journey is deeply personal, emphasizing self-exploration and individual experiences. The theme of this cycle revolves around personal growth and self-discovery, guiding you toward a deeper understanding of yourself. This path encourages you to explore your unique talents, desires, and challenges, helping you cultivate a strong sense of identity and purpose.

By focusing on internal growth, you shape your understanding of the world and your place within it, fostering a profound connection with your true self. While your journey centers on personal fulfillment, it naturally influences others. As you pursue your unique path, your authenticity and determination become a source of inspiration to those around you.

By staying true to your path, you embody the power of living in alignment with your true nature. This authenticity not only strengthens your personal journey but also inspires others to embark on their own paths of self-discovery. In this way, your personal growth becomes a catalyst for positive change in the lives you touch during this cycle.

Interactions with Your Foundation Cross

If your Foundation Cross is Left Angle (and thus transpersonal): This cycle deepens your understanding of transpersonal themes, offering opportunities to refine and expand your role within the collective.

If your Foundation Cross is Right Angle (and thus personal destiny): This cycle opens you to new transpersonal possibilities, encouraging you to explore how your personal journey intersects with the collective experience.

If your Foundation Cross is Juxtaposed (and thus fixed fate): This cycle introduces you to the essence of transpersonal geometry, allowing you to experience a broader connection to the



collective for the duration of this cycle.

Quarter: Mutation (Theme of Transformation)

In the Quarter of Mutation, this cycle centers on transformation and change, inviting you to embrace innovation and evolution. During this phase, you are guided to push boundaries, explore new possibilities, and redefine both yourself and your surroundings. It is a time of adaptation and growth, where you harness the power of change as a positive and transformative force.

Your journey through this cycle involves navigating transitions with courage and creativity. By embracing the opportunities that arise through change, you align with the purpose of this quarter: to inspire progress and renewal, both within yourself and in those around you. Your ability to adapt and innovate becomes a source of guidance for others, encouraging them to face their own changes and challenges with confidence.

As you remain open to new experiences and ideas, you fulfill the theme of this cycle by contributing to the ongoing evolution of your community and environment. Your path is one of dynamic transformation, where obstacles become opportunities, and growth becomes your legacy. Through your commitment to change and innovation, you thrive as a catalyst for progress, leaving a lasting impact on the world around you.

Cycle Conscious Sun in Gate 1: The Gate of Self-Expression

The Conscious Sun is rooted in Gate 1, which represents the phase of the cycle where creative self-expression and innovation emerge as the foundation. This placement reflects a natural awareness of your creative potential and the power to initiate new ideas and projects. You have a deep capacity for authentic self-expression and original thinking. As the conscious starting point of the cycle, this phase highlights the necessity of cultivating creative initiative and embracing your unique voice to shape both personal and collective experiences.

Cycle Conscious Earth in Gate 2: The Gate of the Direction of the Self

The Conscious Earth in Gate 2 represents the phase of the cycle where creative self-expression is grounded in the realm of direction and vision. This placement emphasizes your ability to align your innovative thinking with purposeful direction. As the Earth point in the conscious aspect of the cycle, this phase ensures that your creative potential is supported by a clear understanding of where to channel your energy. It invites you to find harmony between authentic self-expression and visionary insight, reminding you that effective creativity often intertwines with a strong sense of purpose and direction.

Cycle Unconscious Sun in Gate 7: The Gate of the Role of the Self in Society

The Unconscious Sun is powered by Gate 7, which represents the phase of the cycle where visionary direction transitions into understanding your role within the collective. This placement reflects an unconscious drive to influence group dynamics and assert your identity within society. You possess an instinctive ability to navigate social structures and lead with purpose, even if you're not consciously aware of this capacity. Here, tension may arise as the need for leadership challenges societal expectations, inviting you to embrace your natural influence and recognize your role in guiding others. As part of the cycle, this phase ensures that the direction of Gate 2 is expressed through impactful leadership and social awareness.

Cycle Unconscious Earth in Gate 13: The Gate of The Listener

The Unconscious Earth in Gate 13 represents the phase of the cycle where societal identity is grounded in the realm of listening and understanding. This placement emphasizes the importance of balancing your leadership and influence with attentive communication and receptivity. As the grounding point for unconscious energy, this phase ensures that your social impact is supported by the ability to deeply hear and understand others. It invites you to balance your role within society with the wisdom of compassionate listening, creating space for meaningful connection and mutual



understanding. This phase completes the cycle by providing the stability and awareness needed to prepare for the next phase of creative self-expression.

Life Integration of the Cycle

As a whole, the Right Angle Cross of The Sphinx 4 creates a dynamic cycle of self-expression, direction, societal identity, and listening. This cycle reflects the conscious awareness of creative initiative and visionary insight, balanced by an unconscious drive for leadership and attentive communication. Each of the gates contributes its unique energy to this cohesive and harmonious rhythm of creativity, purpose, identity, and understanding.

The self-expression of Gate 1 provides the foundation of authentic creativity and innovation, offering a natural awareness of your creative potential and the ability to shape personal and collective experiences. The direction of Gate 2 ensures your creative energy is aligned with a sense of vision and purpose, grounding your self-expression in meaningful and intentional ways. The societal role of Gate 7 highlights your capacity for leadership and influence within the collective, reflecting a natural ability to guide and navigate group dynamics. The listening of Gate 13 emphasizes the importance of receptivity and understanding, grounding your societal influence in compassion and meaningful connection.

By fully integrating the conscious energies of creativity and direction with the unconscious energies of leadership and listening, you create a powerful force for personal and collective transformation. Your ability to express yourself authentically and act with purpose is complemented by an instinctive drive to lead and listen deeply. At the same time, your recognition of the importance of understanding others ensures that your efforts remain balanced and impactful. This balance of energies allows you to lead with authenticity, inspire others, and create a legacy of innovation and connection.

This cycle emphasizes the importance of alignment and harmony. Gate 1 fuels authentic self-expression, Gate 2 ensures this creativity is intentional and visionary, Gate 7 channels this energy into impactful leadership, and Gate 13 grounds it in understanding and connection. By integrating these energies, you embody the wisdom of balancing creativity, vision, leadership, and communication, creating a life of meaningful expression and social contribution.

Through this process, you navigate the challenges and opportunities inherent in each gate. The self-expression of Gate 1 may encounter resistance, the direction of Gate 2 may require clarity, the leadership of Gate 7 may feel burdensome, and the listening of Gate 13 may demand vulnerability. However, by honoring each of these energies, you grow through these challenges and use them as tools for personal and collective evolution.

Your journey is about embracing the full rhythm of this cycle and expressing its energies authentically in your life. By integrating creativity, direction, leadership, and communication, you embody the essence of "The Sphinx" and inspire others to do the same. Through your innovative thinking, visionary insight, understanding of group dynamics, and deep listening, you help foster growth and transformation. This cross invites you to live as an example of balanced creativity and leadership, honoring the interplay between personal expression, purposeful vision, social identity, and attentive communication.

Ultimately, the Right Angle Cross of The Sphinx 4 is about embodying the process of authentic self-expression, purposeful direction, societal influence, and meaningful listening. By honoring these energies, you align with your cycle cross theme and create a lasting legacy of creativity, vision, and connection.



Cycle Profile Introduction

The cycle profile is determined by the Sun and Earth positions of your Mars Return. This profile establishes the foundation for the cycle's incarnation cross, representing the themes you are designed to embody and explore during this transformative period.

It's important to note that this cycle profile does not replace your foundational profile. Instead, it introduces an experiential layer of themes that your core profile is designed to engage with, learn from, and evolve through during the Mars Return. This is a time of deep growth and alignment, as you integrate these new themes into your journey.

Cycle Profile Theme - 3/5 Profile

In this cycle, you are designed to embody and learn about the 3/5 Profile, a blend of the Martyr's experimental nature and the Heretic's projected leadership. The 3rd Line reflects an innate ability to learn through trial and error. The 3/5 is a natural experimenter, unafraid to take risks and make mistakes, understanding that each misstep is a stepping stone to discovering what truly works. In the learning about this path may often feel non-linear, filled with twists, turns, and unexpected detours, but this process is how you can gain wisdom about what is practical and sustainable in the real world.

The 5th Line, on the other hand, carries a powerful projected field that draws others to you as a problem-solver or savior. People often look to you for practical solutions and may place high expectations on you, projecting their hopes and desires onto your presence. When you meet these expectations, you are celebrated, but when the reality falls short of these projections, it can lead to misunderstanding, rejection and even reputational damage.

This cycle challenges you to balance the experimental nature of the 3rd Line with the external expectations and projections of the 5th Line. Honoring this process of trial and error is essential to developing your gifts in this cycle but so is managing the expectations others place upon you. Clear communication and selectivity about your commitments can help you navigate this dynamic successfully. By being open about your journey of discovery, you can prevent misunderstandings and maintain alignment with your authentic self.

Ultimately, this cycle is about embracing a role as both a pioneer and a practical problem-solver. By leaning into its natural tendency to experiment and refine, you can contribute innovative solutions and meaningful change in the world. The dynamic interplay between personal discovery and public expectations defines your unique path in this cycle, helping you fulfill your purpose in a way that feels both authentic and aligned with your underlying Foundation Cross.



Introduction - Your Mars Return Nodal Environments

The Conscious and Unconscious Gates and Lines of the Mars Return South and North Nodes represent the overarching environmental themes that serve as a backdrop to your Mars Return cycle. These nodes, being oppositions, create a framework within which your Mars Return plays out. These nodes also bring a direction for the environment subtly emphasizing the South or North Node theme depending on how far you are into the cycle.

The environments shaped by the nodes condition the people around you, meaning you will observe these themes reflected in the behaviors and dynamics of those in your surroundings. The nodes represent a directional influence for the cycle, and these conscious and unconscious directions may become personal or educational for you, depending on the specifics of your Mars Return. Even if the nodes do not form directional channel themes, they still provide an environmental framework within which your Mars Return is conditioned to unfold.

Conscious Nodal Environment: SN Gate 31 / NN Gate 41

Your Mars Return cycle begins with a conscious awareness of the energy of Gate 31 in Leo, your Mars Return Conscious South Node. This cycle, the environment around you resonates with themes of leadership, friction, and influence. Gate 31, the Gate of Influence, is located in the Quarter of Civilization, under the theme of Form. It represents the power of logical leadership that emerges through the interplay of opposing forces and productive tension. This energy creates an atmosphere where friction is not only inevitable but necessary for growth and progress.

In this environment, you are deeply attuned to the dynamics of friction and leadership. You find yourself in spaces where tension and disagreement spark innovation and movement. In professional settings, you observe leaders who harness friction to guide teams forward, as well as those who avoid conflict and stagnate as a result. In community spaces, you notice how debates and differing perspectives generate new possibilities. In group dynamics, you see how friction serves as a catalyst for change and progress. The energy of Gate 31 pulses through these spaces, teaching you the value of tension as a tool for logical leadership and transformation.

This phase immerses you in environments where friction proves to be generative. Like tectonic plates grinding together to form mountains, these spaces thrive on necessary tension—sometimes uncomfortable, sometimes enlightening. You encounter this energy in decision-making processes that require navigating disagreements, in leadership roles where influence is earned through clarity and logic, and in collective efforts where opposition creates momentum. Your presence in these environments amplifies the potential for productive friction, offering opportunities to lead and influence with wisdom and purpose.

However, challenges arise for those who resist this environment. Some may fear conflict and avoid tension, losing the opportunity for growth. Others may provoke unnecessary friction without understanding how to channel it constructively. The environment calls for a balance between embracing opposition and using it to create logical and meaningful progress, asking you to recognize the transformative power of tension when it is guided by wisdom.

As the cycle progresses, the energy of Gate 41 in Aquarius, your Mars Return Conscious North Node, begins to emerge. The environment shifts its focus toward themes of resources, desire, and potential. Gate 41, the Gate of Contraction, is located in the Quarter of Mutation, under the theme of Spirit. It represents the relationship between limitation and potential, showing how scarcity drives innovation and how necessity sparks creativity. This energy creates a new atmosphere where resource dynamics become the focal point.



In this environment, you become attuned to the transformative power of resource limitations. You find yourself in spaces where constraints lead to innovation and growth. In professional settings, you notice how scarcity inspires creative problem-solving. In economic and development projects, you see how resource distribution shapes opportunities and outcomes. In personal pursuits, you recognize how working within restrictions can lead to greater clarity and purpose. The energy of Gate 41 highlights the truth that "necessity is the mother of invention," teaching you to see limitations as opportunities for transformation.

This phase emphasizes the importance of understanding the balance between scarcity and abundance. You observe how limitations create momentum and drive, while unchecked abundance can lead to complacency or stagnation. Aquarius's visionary and innovative energy supports this process, encouraging you to approach limitations with creativity and a spirit of possibility. The environment calls for a focus on resourcefulness, asking you to trust that constraints can lead to profound breakthroughs.

However, challenges arise for those who resist this environment. Some may feel overwhelmed by scarcity, perceiving limitations as barriers rather than opportunities. Others may squander resources, failing to recognize their value or the innovation they can inspire. This environment requires a shift in perspective, encouraging you to embrace limitations as a source of creativity and potential.

This cycle's background environment reflects the interplay between the energies of Gates 31 and 41. Early on, Gate 31 creates a space where friction and influence are essential for progress. The bold and dynamic energy of Leo supports this process, inspiring you to lead with clarity and confidence amidst tension. As the influence of Gate 41 grows stronger, the environment shifts toward resource dynamics and the power of limitation. The innovative and transformative energy of Aquarius fuels this transition, encouraging you to see scarcity not as a hindrance but as an opportunity for growth and creativity.

The dynamics in relationships around you also reflect this progression. Early in the cycle, you may notice others navigating the challenges of friction, either embracing tension as a tool for growth or resisting it out of fear or discomfort. Some will thrive by engaging with opposing perspectives, while others may struggle to find clarity amidst conflict. As the cycle unfolds, the influence of Gate 41 encourages deeper awareness of resource dynamics. Relationships thrive when individuals recognize the value of limitations and work together to leverage them for mutual benefit, creating an atmosphere of shared innovation and possibility.

By the end of the cycle, you will have witnessed how the energies of Gate 31 in Leo and Gate 41 in Aquarius shape the environment and relationships around you. The themes of friction and resources invite you to reflect on the balance between embracing necessary tension and navigating resource constraints with creativity and purpose. This Mars Return cycle offers you the opportunity to observe how these energies work together, creating environments where opposition and limitation lead to profound growth and understanding.

Through these observations, you may gain clarity and inspiration for your own journey. Whether as an observer, participant, or guide, this cycle invites you to embrace the interplay of friction and resource dynamics, trusting in the transformative power of both. The lessons you witness in the interplay of these energies may inspire a deeper appreciation for the transformative potential of the 3141 channel, allowing you to contribute your unique gifts to the world in ways that honor both the value of tension and the innovation born from limitation.



Conscious Nodal Line Theme: Fifth Line Mars Nodes

Your perspective on the Gate defined Mars Nodal Environments is further shaped by the lines imprinted as part of the Mars Environment gates.

In this Mars Return, your Nodal Environment is defined by Fifth Line themes, inviting you to consciously attune to the qualities of projection, leadership, universalization, and practicality in the people and dynamics around you. This environment is one where you may observe "The General" archetype at play—those who step forward with solutions, offer leadership, or are called upon to "save the day." You may notice that these individuals inspire trust and confidence but are also subject to fear or suspicion: *Will they take over? Will they hold on to power too long?* These dynamics reflect the natural tension of Fifth Line energy in collective environments. If these qualities are present in your environment, it is a sign that you are in alignment with the perspective and themes of your gates.

In more intimate, tribal-like environments, the Fifth Line energy takes on a different role, manifesting as "The Executor"—those who are trusted to carry out the will of the group with fairness, honesty, and practicality. You may notice individuals who are relied upon to bring ideas and plans to fruition, ensuring the group's success. In this cycle invites you to observe how these executor qualities show up in your environment and whether they align with the themes of your gates. When you notice these dynamics, it signals that you are in the right place and attuned to the right perspective.

Fifth Line environments are also shaped by a field of mystery and assumption. You may notice how others project their hopes, fears, and expectations onto individuals in positions of influence. This projection field creates both admiration and suspicion, and it is often directed at those who behave in ways that are seen as heretical—those who challenge norms, bring new ideas, or disrupt the status quo in pursuit of universal solutions. If you observe this heretical energy in your environment, it is an important confirmation that you are in alignment with the Fifth Line's perspective. Additionally, the Fifth Line is inherently seductive. You may notice individuals who use their charisma and practical wisdom to draw others into their vision, inspiring them to adopt universal ideas or solutions. These seduction dynamics are another key sign that you are attuned to the Fifth Line energy of your environment.

At the core of these environments is the Fifth Line's natural suspicion and practicality. You may notice individuals questioning the intentions of others, asking, *"What do they really want from me? Can I trust them?"* or strategizing how to navigate expectations without creating conflict or damage. This careful, discerning quality is central to Fifth Line environments, and when you observe these dynamics, it indicates that you are in the correct place and perspective relative to your Mars Nodal gates.

In this cycle, your task is to observe and attune to these Fifth Line dynamics in the people and environments around you. Are there leaders offering practical solutions in collective spaces? Are there trustworthy executors ensuring the success of the group in more intimate settings? Do you notice heretical thinkers challenging norms and offering universal solutions? Are there individuals using their natural charisma to inspire and seduce others into their visions? And do you see the underlying suspicion and careful management of expectations that define the Fifth Line's survival strategy? When these qualities are present, they reflect the themes of your gates and lines, confirming that you have the correct perspective and are in the right place. By consciously noticing these dynamics, you align yourself more deeply with the purpose and perspective of your Mars Nodal Environment.



Unconscious Nodal Environment: SN Gate 33 / NN Gate 19

Your Mars Return cycle begins with an unconscious immersion in the energy of the 33rd Gate in Leo, your Mars Return Design South Node. This cycle, your body instinctively aligns with environments shaped by themes of introspection, retreat, and the wisdom gained through reflection. Gate 33, the Gate of Retreat, represents the transformative power of stepping back to process experiences and gain perspective. Your body naturally attunes to these dynamics, sensing when to withdraw from external demands and embrace stillness as a means of renewal and growth.

The energy of the 33rd Gate creates an environment where stepping back is essential for gaining clarity and integrating lessons from the past. Your body unconsciously aligns with situations that reward introspection, stillness, and the ability to reflect. The Leo influence adds a sense of creative purpose and dignity, helping your body align with environments where retreat is seen not as withdrawal but as an opportunity for self-renewal and transformation. Your body instinctively notices how moments of reflection create space for inner wisdom to emerge and prepare for future action.

In this environment, your body observes how stillness and introspection provide the foundation for growth. It senses that success arises not just from constant action but from the ability to step back, process experiences, and gain clarity. Your body unconsciously thrives in spaces where reflection and quiet renewal are valued, such as meditative practices, personal retreats, or environments that prioritize thoughtful introspection. It notices how the process of retreat fosters wisdom and prepares the ground for meaningful forward movement.

The energy of the 33rd Gate also emphasizes the importance of trusting in the process of stepping back. Your body unconsciously aligns with environments where individuals thrive by creating space for reflection and renewal. The Leo influence amplifies this dynamic, helping your body align with environments where confidence and creativity are valued even in moments of stillness. At the same time, your body may notice resistance in others, such as when individuals struggle to let go of the need for constant engagement or fear that retreat signifies weakness. These moments highlight the lesson of Gate 33: stepping back is not about giving up but about creating the clarity and strength necessary to move forward with purpose.

As the cycle progresses, the energy of the 19th Gate in Aquarius, your Mars Return Design North Node, begins to take greater prominence. This energy does not replace the influence of the 33rd Gate but instead adds a new dimension to the environment. While the 33rd Gate continues to shape the background with its themes of introspection and retreat, the 19th Gate introduces a focus on mutual support, sensitivity, and ensuring that personal needs are met through service. Gate 19, the Gate of Approach, represents the drive to connect with others by offering service as a way to secure resources and emotional stability. The Aquarius influence amplifies this energy, encouraging collaboration and mutual benefit on both individual and collective levels.

In this environment of the 33/19 opposition, your body continues to sense and respond to the introspective, reflective energy of the 33rd Gate while becoming increasingly attuned to the service-oriented, collaborative energy of the 19th Gate. The Aquarius influence brings a collective and visionary focus, helping your body align with environments where mutual support and sensitivity are prioritized. Your body instinctively adapts to this dynamic interplay between introspection and collaboration as these energies unfold.

The interplay between the 33rd and 19th Gates creates an environment where reflection evolves into connection, and the wisdom gained through retreat gives way to acts of mutual service and support. Your body recognizes the balance between stepping back to gain clarity and stepping



forward to approach others with care and sensitivity. The energy of the 33rd Gate continues to provide space for reflection and renewal, while the 19th Gate introduces the need for connection and mutual support. Your body unconsciously senses how these energies interact, observing the flow between introspection and collaboration.

Action in this environment arises naturally from the balance between stillness and connection. Your body knows when to step back and reflect on experiences and when to approach others with care and offer support. This process reflects the unconscious rhythm of the 33/19 opposition, where retreat and collaboration coexist. Your body moves with the flow of this interaction, contributing to environments where introspection and mutual support lead to meaningful growth and progress.

Resistance to this evolving emphasis may manifest in the environment when individuals or groups struggle to integrate these energies. Your body may notice resistance in others, sensing their discomfort with either stepping back to reflect or approaching others for support. This resistance may appear as fear of vulnerability, mistrust, or an inability to let go of constant action. Your body instinctively navigates these dynamics, trusting that alignment between introspection and collaboration will emerge in its own time.

The unconscious journey of this cycle reflects the dynamic interplay of reflection and service. The 33rd Gate continues to shape an environment where introspection and retreat dominate, compelling your body to observe how stillness and reflection create clarity and wisdom. The Leo influence amplifies dignity and creativity, creating a foundation for environments where moments of quiet renewal are valued.

As the influence of the 19th Gate grows stronger, the emphasis shifts toward collaboration and mutual support. The Aquarius influence amplifies a collective and visionary focus, encouraging environments where care and sensitivity foster connection and stability. Your body instinctively aligns with this shift, observing how introspection evolves into collaboration through moments of connection and shared support. This interplay highlights your body's unconscious role in environments where reflection and service work in harmony, creating spaces for collective growth and transformation.

The relationships and interactions around you also reflect this transition. Early in the cycle, your body may sense others valuing introspection, reflection, and the wisdom gained from stepping back, fostering relationships that provide space for personal growth and renewal. The energy of the 33rd Gate encourages relationships that are grounded in mutual respect for solitude and the need for inner clarity. Your body instinctively observes how these qualities strengthen connections and create balance in relationships.

As the cycle progresses, the influence of the 19th Gate in Aquarius brings a new focus to relationships. Your body may notice others valuing care, sensitivity, and mutual support, fostering relationships where collaboration and shared efforts to meet needs are prioritized. The energy of service encourages relationships that are energized by mutual benefit and emotional stability, creating space for trust and connection. By the cycle's end, your body will have observed how reflection and collaboration shape interactions, inspiring growth and transformation in relationships.

By the end of the cycle, the interplay between the 33rd Gate and the 19th Gate will have shaped the shared environment and how your body instinctively interacts with it. The journey from retreat to collaboration reflects the unconscious process of balancing introspection with connection. This Mars Return cycle offers your body an opportunity to align deeply with life's rhythms, trusting its innate awareness to navigate the dynamic interplay of reflection and service.



Through this process, your body recognizes and participates in the shared dynamics of the 33/19 opposition, instinctively navigating the energy of introspection and connection as it unfolds. The lessons of this cycle highlight your body's role in observing and participating in environments where reflection and service give rise to clarity and support. In this way, your body participates meaningfully in the natural flow of life, contributing its unique gifts to the shared experience of the world around you.

Unconscious Nodal Line Theme: Fifth Line Mars Nodes

Your form's unconscious perspective on the Gate-defined Mars Nodal Environments is further influenced by the lines imprinted within the Mars Environment gates.

In this Mars Return, your Unconscious Nodal Environment is defined by Fifth Line themes, meaning your body instinctively resonates with dynamics of projection, leadership, universalization, and practicality. In this cycle, your body will feel at ease in environments where solutions are offered, leadership is present, and individuals rise to meet collective challenges. The Fifth Line often takes on the archetype of "The General"—those who step forward to lead, solve problems, or "save the day." Your body may naturally gravitate toward spaces where this energy is active, sensing the trust and confidence these leaders inspire, as well as the tension or suspicion that surrounds them. These dynamics reflect the natural push and pull of Fifth Line energy in collective environments, signaling that your body is aligned with the themes of your Mars Nodal gates.

In smaller, more intimate settings, your body may resonate with individuals who embody the Fifth Line's "Executor" archetype—those who are trusted by their group to carry out plans with fairness, practicality, and efficiency. These individuals are relied upon to turn ideas into reality, ensuring collective success through their pragmatic approach. Your body feels secure in spaces where this executor energy is present, sensing the stability and trust that comes with clear, honest, and practical leadership. In this cycle, as you observe these executor qualities in your environment, your body will instinctively attune to spaces where trust and practicality guide group dynamics, confirming alignment with the Fifth Line's themes.

The Fifth Line's capacity to attract projections and assumptions is another dynamic your body instinctively tunes into. In Fifth Line environments, people often project their hopes, fears, and expectations onto those in positions of influence. Your body may feel drawn to spaces where this "projection field" is alive, whether it manifests as admiration, suspicion, or a mix of both. These projections are often directed at individuals who challenge norms, bring fresh ideas, or disrupt the status quo in pursuit of universal solutions. Your body will also notice the seductive energy of the Fifth Line—how individuals with charisma and practicality draw others into their vision, inspiring them to adopt broader, universal solutions. These dynamics are key signs that your body is attuned to the correct Fifth Line environment.

At the core of these environments is the Fifth Line's suspicion and practicality, which your body instinctively recognizes and resonates with. You may notice individuals questioning the motives of others, analyzing their intentions, or carefully managing expectations to avoid conflict or damage. These environments carry an undercurrent of discernment and strategy, as people navigate the delicate balance of trust and projection. Your body feels aligned in spaces where this cautious energy is present—where individuals are both practical and discerning, ensuring that their actions align with the collective good while managing the expectations placed upon them. This careful, strategic quality is a hallmark of Fifth Line environments and signals that your body is attuned to the correct place and perspective.

In this cycle, your Unconscious Mars Nodal Environment supports your body's alignment with the themes of leadership, practicality, and universal solutions. Your body instinctively seeks spaces where leaders step forward to solve collective challenges, executors ensure group success, and



heretical thinkers challenge norms to bring fresh ideas to life. You may notice individuals using their charisma to inspire and seduce others into their vision, as well as the underlying suspicion and careful management of expectations that define the Fifth Line's survival strategy. When these qualities are present, they confirm that your body is aligned with the themes of your Mars Nodal gates. By trusting your body's instinctive pull toward these dynamics, you deepen your alignment with the purpose and perspective of your environment, fostering greater connection to the wisdom of the Fifth Line in this Mars Cycle.



Overview of Mars Return Center Themes

Mars cycle Theme: Sacral Center Impacted

Themes of Consistent Energy and Creativity Emerging in this Cycle

In this cycle, with the Sacral Center temporarily defined in your Mars cycle, you will notice access to a steady and renewable source of energy, fueling creativity, productivity, and a sense of momentum. Tasks or projects that once felt overwhelming now feel more manageable, as this conditioned energy provides a consistent drive that can help you accomplish and create with greater ease. You may feel a surge of vitality, making it easier to engage with life and take on opportunities that excite you. This is a powerful time to explore how it feels to work with consistent energy and allow it to support your creativity and productivity in fulfilling ways. The energy is here to help you experience what it's like to stay energized and engaged—so enjoy the flow it brings!

Mars cycle Theme: Splenic Center Impacted

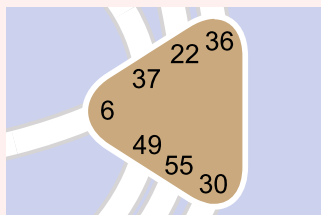
Themes of Consistent Awareness and Feel-Good Security Emerging on this Cycle

In this cycle, with the Splenic Center temporarily defined in your Mars cycle, you have access to a consistent sense of feel-good and real-time awareness, offering heightened security and groundedness. This energy allows you to intuitively sense what feels safe, healthy, and aligned, helping you navigate life with greater ease and confidence. It's a cycle to embrace the present moment, trusting the subtle guidance of your body as it supports your well-being and decision-making. This temporary clarity offers you the opportunity to explore what it feels like to experience consistent awareness, enjoy the comforting sense of security it brings, and flow more effortlessly with life's rhythms.

Mars cycle Theme: Solar Plexus Center Impacted

Themes of Emotional Truth and Empowerment Emerging in this Cycle

In this cycle, with the Solar Plexus Center temporarily defined in your Mars cycle, you will confront your emotional truth in ways that are both inevitable and empowering. Emotional waves will rise to the surface, bringing moments of clarity, honesty, and self-recognition that allow you to align more deeply with who you truly are. This is a cycle to embrace the courage required to face your feelings head-on, knowing that this process will lead to greater authenticity and freedom. By leaning into this energy, you can transform confrontation into connection—both with yourself and others—and experience the profound empowerment that comes from living in alignment with your truth.



Mars Cycle Center Themes: Defined Solar Plexus Center

The Mind and Its Illusion of Avoiding Confrontation and Truth

In your Foundation Design, you have an undefined Solar Plexus Center, which means your mind is naturally conditioned to avoid emotional confrontation and truth. The mind's strategy is to sidestep difficult emotions, smooth over conflict, and prioritize harmony by superficially "playing nice"—even at the cost of authenticity. This avoidance creates a false sense of safety but leaves unresolved emotions lingering beneath the surface, creating nervousness, fear, or discomfort that never fully dissipates.

In this cycle, with your Solar Plexus temporarily defined, confrontation becomes inevitable. Emotional truths and conflicts that may have been avoided in the past now rise to the surface, asking to be acknowledged and dealt with. While this might feel uncomfortable initially, it's also profoundly cathartic. Revealing your truth—despite the fear of confrontation—can free you from lingering fears, clear emotional blockages, and bring a newfound sense of empowerment and clarity.

The mind, conditioned by your undefined nature, will likely resist this process. It will try to cling to old avoidance strategies, convincing you to suppress emotions, smooth things over, or avoid confrontation altogether. But this is the mind's illusion. Avoiding confrontation keeps you stuck in fear; while embracing it opens the door to freedom, growth, and a more authentic life.

By standing in your truth—even when it creates temporary discomfort—you open the door to clearing layers of buried emotional "plaque" and stepping into a more authentic, aligned version of yourself. This cycle offers a unique opportunity to transform avoidance into empowerment. Instead of retreating, lean into the process of confronting these truths.

Experiencing the Defined Solar Plexus Center in the Mars Cycle

For this cycle, the defined Solar Plexus Center brings consistent emotional energy into your life, creating a heightened awareness of your feelings and their natural ebb and flow. You'll experience emotions in waves—cyclic patterns of highs and lows that unfold over time.

This cycle teaches you the value of waiting through these emotional waves before taking action. These waves are not inherently yours—they are conditioned by the temporarily defined Solar Plexus and can create a sense of emotional volatility or urgency. Acting impulsively in the heat of these emotional highs or lows can lead to regret or misalignment. By waiting through these waves, you create the space to hear your true inner authority, no longer drowned out by emotional noise.

However, waiting doesn't mean letting the mind creep back in with excuses, like "Oh, we don't need to confront this." The mind, conditioned by your undefined Solar Plexus, may try to avoid confrontation altogether, favoring superficial harmony over real resolution. Better to confront and be wrong than to run and also be wrong. At least when you confront, you give yourself the chance to hear the other person's truth, which can bring clarity and resolution, even if uncomfortable.



At the same time, it's not all about the downsides and confrontation! The defined Solar Plexus also offers an opportunity to experience the richness of emotional highs—the juicy, vibrant feelings that bring passion, creativity, and zest for life. These moments of joy, excitement, and connection can be deeply fulfilling and inspiring. Allow yourself to savor these highs, leaning into the fullness of what it means to feel alive. By embracing the highs without attaching to them, you can enjoy the emotional energy while staying grounded in your inner truth.

Your inner authority—not the emotions from these waves or the avoidance tactics of the mind—is your only real truth. The defined Solar Plexus during this cycle may amplify emotional energy, creating the illusion that you need to act or confront immediately. However, this energy is not your decision-maker. Instead, allow the emotional waves to settle, and then turn to your inner authority to determine if action or confrontation is necessary and aligned. Not every wave requires a response, but when your inner authority signals that confrontation is appropriate, trust yourself to step forward, even if it feels vulnerable.

By waiting for the emotional noise to quiet—and by not letting the mind talk you out of confrontation—you ensure that your actions are guided by clarity, authenticity, and courage. This approach empowers you to engage with honesty and integrity, creating opportunities for connection, understanding, and deeper truths to emerge. And don't forget to enjoy the ride! The highs of the wave can bring joy, passion, and a deeper appreciation for life's beauty. Allow yourself to embrace these moments fully, knowing they are just as much a part of the experience as the lows and challenges.

Key Characteristics of the Defined Solar Plexus Center

- **Emotional Waves:** Consistent patterns of emotional highs and lows, requiring time to fully experience.
- **Emotional Confrontation:** The inevitability of addressing emotional truths and conflicts, rather than avoiding them. Facing these moments creates clarity, healing, and empowerment.
- **Revealing Your Truth Despite Fear:** This cycle challenges you to move beyond fear and speak your truth, even when confrontation feels uncomfortable.
- **Emotional Clarity:** True clarity comes only after waiting through the entire emotional wave.
- **Creative and Passionate Energy:** A powerful reservoir of emotional energy that can fuel artistic and expressive pursuits.
- **Impact on Relationships:** Your emotional aura can influence and amplify the feelings of those around you, especially individuals with undefined Solar Plexus Centers.
- **Challenges:** The mind's resistance to confrontation, impulsive decisions during emotional highs or lows, and the need to manage the emotional impact on yourself and others.

The Benefits of Emotional Confrontation

The defined Solar Plexus Center offers you a powerful opportunity to confront truths and emotions you've been avoiding. While the process can feel challenging, it's also deeply rewarding.

- **Releases Lingering Fear and Nervousness:** Avoidance keeps unresolved emotions stuck in your system, creating a persistent undercurrent of fear or discomfort. Confrontation clears this energy, allowing you to feel lighter and more at peace.
- **Brings Emotional Clarity:** Facing emotions and conflicts directly deepens your understanding of yourself and your relationships, creating a foundation for clarity and alignment.
- **Moves Beyond Superficial Harmony:** The urge to "play nice" and smooth things over at the expense of truth is replaced with a deeper commitment to authenticity and self-respect.
- **Reveals Your Authentic Self:** Speaking your truth—despite discomfort or rejection—teaches you to value authenticity over surface-level harmony.
- **Improves Relationships:** Honest confrontation fosters deeper connections, clearing misunderstandings and creating space for real intimacy and trust.
- **Builds Empowerment:** Each time you face what you've avoided, you prove to yourself that you can handle emotional intensity, building resilience and confidence.



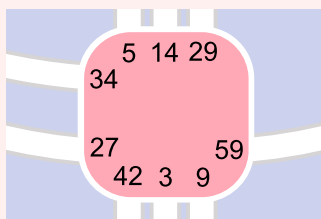
The mind may try to convince you that confrontation is unnecessary, but in reality, it's the key to unlocking a freer, more authentic version of yourself. Embrace this process as a gift, knowing that with each emotional truth you face, you are stepping closer to the life you are meant to live.

Closing Thoughts

The defined Solar Plexus Center in your Mars Cycle brings an undeniable richness to your emotional experience, offering you the opportunity to explore emotional depth, creative passion, and authentic self-expression. At the same time, it challenges you to face emotional truths and confrontations head-on, rather than avoiding them.

While this consistent emotional energy can feel empowering and inspiring, remember that it is temporary and conditioned. Observing how the Solar Plexus Center functions during this period offers you the opportunity to gain wisdom about emotional energy and those who consistently experience it. This wisdom allows you to see the importance of waiting for emotional clarity—not because it's your decision-making tool, but because it helps you understand how emotions ebb and flow over time.

As someone with an undefined Solar Plexus, this cycle teaches you to recognize the emotional wave for what it is: a temporary experience that doesn't define you. It allows you to step back and see the truth of emotional energy in others—how feelings fluctuate and how acting impulsively in the heat of the moment often leads to regret. This understanding brings a unique wisdom that helps you navigate emotional dynamics with patience and awareness, without getting caught up in the highs or lows.



Mars Cycle Center Themes: Defined Sacral Center

The Mind and Its Illusion of Unlimited Energy

In your Foundation Design, you have an **undefined Sacral Center**, meaning your mind is naturally conditioned to push you beyond your limits, constantly questioning whether you're doing or achieving enough. The mind's strategy here is *"Never knowing when enough is enough."* This can create a tendency to overwork, overcommit, or stay in situations longer than is healthy, driven by the mental fear of not doing enough or letting others down.

In this **Mars Cycle**, however, your Sacral Center is **defined by cycle conditioning**, giving you temporary access to its consistent, sustainable energy. While this defined energy can feel empowering, it's important to remember that it's not your natural state.

Be cautious—this newfound energy is temporary. The shadow mind **will attempt** to take advantage of it, convincing you to push harder, commit to more, or ignore your natural limits. It will latch onto this defined energy as "proof" that you should always be capable of endless productivity. Because you now have temporary consistency in this center, your mind will also trick you into believing it suddenly knows "when enough is enough." This can lead to abrupt decisions—stopping tasks, projects, or even relationships prematurely—based on a false sense of finality or clarity.

The mind is so clever, yet so misguided. Its illusions often pull you away from your truth. However, your true power lies in observing this dynamic and allowing your **inner authority** to guide your decisions, rather than succumbing to the mind's conditioning. Resist the temptation to overdo, overextend, or cut things off abruptly. Remember that this defined energy is not permanent—it is only present during this cycle of conditioning. Trust your authority to discern when to engage and when to rest, when to continue, and when to let go—even if the mind insists otherwise.

Experiencing the Defined Sacral Center in the Mars Cycle

For this cycle, the defined Sacral Center offers you a taste of its consistent, sustainable energy. This can feel empowering, especially if you've previously struggled with energy limits or burnout. You may notice a natural rhythm of energy emerging, with the ability to work steadily on tasks that excite or fulfill you.

Use this time to explore how this defined energy feels compared to your usual state. Pay attention to your body's signals—does your gut response guide you into tasks that feel satisfying and aligned? Or does your mind try to override this natural energy with unnecessary busyness or obligations?

The defined Sacral Center is also linked to sexuality and creativity. You may experience a stronger connection to your sexual energy or feel inspired to channel this vitality into creative pursuits. However, it's crucial to honor your need for rest and recovery, even with this temporary boost of energy. Sustainable energy doesn't mean infinite energy. Observe how your energy flows during this period and use this awareness to inform how you manage your energy even after the Mars Cycle ends.



Key Characteristics of the Defined Sacral Center

- **Sustainable Energy:** A consistent, reliable source of life force energy for work, creation, and activity.
- **Responsive Nature:** Clarity and action come through responding to life with a gut instinct.
- **Sexual and Creative Energy:** A strong connection to sexuality, reproduction, and creative expression.
- **Impact on Others:** The ability to energize and motivate those around you.
- **Challenges:** Overcommitting or ignoring the need for rest and recovery.

Understanding the Defined Sacral Center

The Sacral Center is the powerhouse of the bodygraph—home to vital life force energy that sustains work, creativity, and sexuality. When the Sacral is defined, it provides a consistent and renewable source of energy. Only Generators and Manifesting Generators have a **naturally defined Sacral Center**, marking them as the energy builders and doers of society.

In this Mars Cycle, however, your Sacral Center is **temporarily defined through cycle conditioning**. This means you have access to a steady and sustainable energy flow during this period, but it is **not your natural state** and **not your inner authority**.

Sacral energy is most effectively utilized when it responds to life through the gut instinct. The Sacral response is visceral and nonverbal—an "**uh-huh**" (**yes**) feels like excitement, expansion, or a pull toward action, while an "**uh-uh**" (**no**) feels like resistance, contraction, or disinterest. However, because this energy is conditioned and not part of your innate design, it's essential to temper these responses with your **true inner authority**.

Ask yourself: *Does my inner authority want to use this temporary energy for my purposes?* If yes, then allow the defined Sacral to support you in aligned action. If no, trust your authority to guide you away from commitments or activities that are not correct for you, even if the Sacral energy feels powerful in the moment.

The Sacral Center and Its Role

The Sacral Center is deeply tied to sexuality and creativity. Those with a naturally defined Sacral often have a consistent connection to these energies, with a natural drive for sexual expression and the ability to channel this vitality into creative endeavors.

While Sacral energy is sustainable and regenerative, it is not infinite. Rest is essential to allow the body to recharge. Unlike undefined Sacral Centers, which can burn out quickly by amplifying the energy of others, defined Sacral beings naturally wake up each day with renewed energy for the tasks and activities that bring them joy.

During this Mars Cycle, you may feel energized and productive, but it's important to remember that this is **temporary conditioning**. Use this time to observe how the Sacral Center works and how it influences your energy levels and responses, but always let your true inner authority guide your decisions.

Sacral Energy and Its Impact on Others

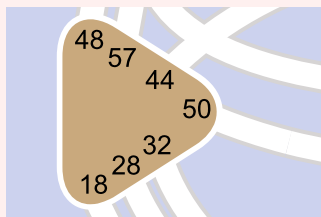
Sacral energy also impacts those around you. People with undefined Sacral Centers may feel energized and motivated in your presence, but it's important to recognize that this energy is not meant to fuel others indefinitely. Likewise, because this energy is conditioned for you, it's not meant to be overused or relied upon as if it were your natural state. **So don't let others identify you as the "powerhouse" because this energy will go away at some point.** Learning to pace yourself and honor your natural rhythms ensures that your energy remains balanced and satisfying.



Closing Thoughts

The defined Sacral Center in your Mars Cycle offers you an incredible opportunity to experience its steady and sustainable energy. While this energy can feel empowering and productive, remember that it is temporary and conditioned. Observing how the Sacral Center functions during this period can help you understand the difference between responding to life with your gut and making decisions based on your **true inner authority**.

Trust your inner authority to guide you in deciding where to invest your energy. Resist the urge to overextend yourself just because the energy is available and avoid treating the Sacral Center as if it were your natural authority. By staying aligned with your design, you can make the most of this temporary definition, gaining valuable insights into your relationship with work, creativity, rest, and satisfaction.



Mars Cycle Center Themes: Defined Splenic Center

The Mind and Its Illusion of Security and Immediate Clarity

In your Foundation Design, you have an undefined Splenic Center, meaning your mind is naturally conditioned to amplify fears, question your intuition, and seek security in external sources. The mind's strategy here is **“holding on to what is not good for you and unable to let go.”** This can create a tendency to overstay in unhealthy situations, relationships, or environments out of fear of change or losing stability. The undefined spleen can also amplify the fears of others, making it harder to discern what is truly yours versus what you’ve taken on.

In this Mars Cycle, however, your Splenic Center is defined by cycle conditioning, giving you temporary access to its consistent, real-time awareness, which brings a sense of feel-good. While this defined energy can feel reassuring and comforting, it’s important to remember that it’s not your natural state.

Be cautious—this newfound sense of security is temporary. Your mind will attempt to latch onto it, convincing you that you have a consistent ability to “know” what is safe, healthy, or correct in the moment. Perversely, this newfound security can lead the mind to make reckless decisions—letting go of what *is* good for you while still holding on to what is not good for you. It may try to use this temporary definition to justify impulsive actions or staying in unhealthy situations, feeding into fears or encouraging you to cling to a false sense of security because “you feel good”. Recognizing these mental distortion dynamic is key to staying aligned with your true inner authority.

Your true power lies in observing this dynamic and allowing your inner authority to guide your decisions, rather than succumbing to the mind’s conditioning. Resist the temptation to act solely on this conditioned clarity or to make decisions out of fear. This defined energy is not permanent—it is only present during this cycle of conditioning. Trust your authority to help you navigate when to act on real-time awareness, when to let go, or when to embrace change, even if the mind insists otherwise.

Experiencing the Defined Splenic Center in the Mars Cycle

For this cycle, the defined Splenic Center offers you a taste of its consistent, real-time awareness. This can feel empowering, especially if you’re used to amplifying fears or struggling with inconsistent clarity. You may notice a stronger connection to your body’s sense of what feels safe, healthy, or aligned in the moment.

Use this time to explore how this defined energy feels compared to your usual state. Pay attention to how your body communicates—do you feel a subtle but clear sense of “knowing” in the moment? Does your environment feel more secure, or do you feel more grounded in your health and well-being? While these sensations can feel reassuring, remember that this is temporary conditioning, and your true inner authority remains your ultimate guide.



The Splenic Center is also tied to survival and health awareness. During this Mars Cycle, you may experience a heightened sensitivity to your physical health, noticing when something feels "off" or when you're neglecting your well-being. This energy invites you to tune into the present moment—your body knows what it needs right now. However, avoid the temptation to over-identify with these intuitive hits or to make impulsive decisions based on this temporary clarity.

Key Characteristics of the Defined Splenic Center

- **Real-time Awareness:** A steady connection to present-moment clarity and guidance.
- **Health and Well-Being:** Heightened sensitivity to your body's needs and overall health.
- **Fear Awareness:** A subtle but immediate sense of what feels safe or unsafe.
- **Present-Moment Focus:** Guidance that is only relevant to the "now."
- **Challenges:** Overidentifying with the temporary clarity or clinging to false security.

Understanding the Defined Splenic Center

The Splenic Center is the body's oldest awareness center, tied to survival, health, and real-time clarity. When defined, it provides a consistent, immediate sense of what feels safe, healthy, or correct in the moment. This awareness operates only in the present—it doesn't plan ahead or dwell on the past.

In this Mars Cycle, your Splenic Center is temporarily defined through cycle conditioning. This gives you access to a consistent sense of real-time awareness and well-being during this period, but it is not your natural state and not your inner authority.

Splenic awareness is subtle and quiet—it speaks only once, and always in the present moment. You may feel an instant sense of "yes" or "no," safety or danger, alignment or misalignment. However, because this energy is conditioned and not part of your innate design, it's essential to temper these instincts with your true inner authority.

Ask yourself: Does my inner authority agree with this intuitive nudge? If yes, allow the defined Splenic energy to guide you into aligned action. If no, trust your authority to guide you away from decisions that may feel instinctively correct but are not aligned with your true self.

The Splenic Center and Its Role

The Splenic Center is deeply tied to survival and health. Those with a naturally defined Splenic Center have consistent access to real-time awareness and a reliable sense of their well-being. They often have a natural ability to assess risks, avoid danger, and stay in tune with their health. While Splenic awareness is steady and reliable when defined, it is not infallible. Even those with a defined Splenic Center must learn to trust and act on their awareness, as the mind often overrides this subtle clarity with fear or doubt.

During this Mars Cycle, you may feel more grounded in your health and well-being, with a heightened awareness of what supports your vitality. Use this time to observe how the Splenic Center functions and how it influences your decisions, but always let your true inner authority have the final say.

Splenic Energy and Its Impact on Others

Splenic energy can influence those around you, especially those with an undefined Splenic Center. They may feel more secure, healthy, or guided in your presence, but this is not a responsibility you need to take on. Likewise, because this energy is conditioned for you, it's not meant to be overused or relied upon as if it were your natural state.

Remember that this temporary energy is here to support your experience, not to create dependence in yourself or others. Learning to pace yourself and honor your inner authority ensures that your energy remains balanced and aligned.

**Closing Thoughts**

The defined Splenic Center in your Mars Cycle offers you an incredible opportunity to experience its consistent, real-time awareness. While this energy can feel empowering and grounding, remember that it is temporary and conditioned. Observing how the Splenic Center functions during this period can help you understand the difference between acting on real-time awareness and making decisions based on your true inner authority.

Trust your inner authority to guide you in deciding where to invest your energy and how to navigate intuitive hits. Resist the urge to over-identify with this temporary clarity or to make decisions based on fear or false security. By staying aligned with your design, you can make the most of this temporary definition, gaining valuable insights into your relationship with health, survival, and present-moment awareness.



Overview of the Mars Return Channel Themes

During this Mars cycle, you may notice the emergence of channels that are not present in your Foundation Design. These new channels are formed in two primary ways: through the interaction of Mars Return imprinting—where gates and lines combine to create complete Mars Return channels—and through the interaction between Mars Return imprinting and specific gates and lines with gates and lines in your Foundation Design.

The resulting channels represent significant energies and themes that will shape your experiences in the cycle. These channel themes, given the length of this cycle, are also likely to reoccur more than once. Whether or not you engage with these themes depends on the guidance of your Inner Authority. These channels fall into two categories: Educational or Personal in nature. Within these channel types, further nuances unfold, revealing whether they are developmental, directional, or triggered by a specific person you are destined to meet. Each channel offers a unique opportunity for growth and alignment throughout the Mars cycle.

Educational Channels

An Educational Channel is formed by two or more gates in your Mars Return Cycle. These gates are not part of your Foundation Design, making the channel educational in nature. The channel may also connect two undefined centers in your design, further amplifying the educational effect.

Educational Channels can be **Developmental**, **Directional**, or formed through interactions with **two or more people** that you meet. The specifics of the Educational Channels created in this cycle are discussed in greater detail later in this report.

Personal Channels

A Personal Channel is formed when one gate (which may include several planets and lines) in your Mars Return Cycle connects with one gate (which may also include multiple planets and lines) in your Foundation Design. The connection between your Foundation gate and a Mars gate makes the channel created personal in nature. The resulting channel may also link two undefined centers in your design, further emphasizing and amplifying the personal theme.

Personal Channels can be **Developmental**, **Directional**, or formed through interactions with **one or more people** you meet. The specifics of the Personal Channels created in this cycle are discussed in greater detail later in this report.



Channel Theme: Personal - Developmental

A Personal Channel designated as developmental is activated by at least one Outer Planet (gate/line) in the Solar Return and at least one Planet (gate/line) from your Foundation Design. “Personal” in this context means you will experience the energy and themes of these channels throughout your Mars cycle. It is personal because part of the channel is inherent to your Foundation Design, making it a significant personal development lesson tied to the nature of the channel created. Personal Channels can define the centers at one or both ends of the channel, and when a white (undefined) center is conditioned, it directly influences your Shadow Mind. The Shadow Mind often perceives these energies as highly significant, tempting you to make decisions based on them. However, it is crucial to recognize that your Inner Authority—not your Shadow Mind—determines their true importance. Without discernment, the Shadow Mind may mistake these energies as part of your identity, leading to incorrect decisions—or even correct decisions made with improper timing—which still result in a negative outcome.

Channel Theme: Personal - Directional

A Personal Channel designated as directional is activated by at least one Node (gate/line) in the Solar Return and at least one Planet (gate/line) from your Foundation Design. “Personal” in this context means you will experience the energy and themes of these channels throughout your Mars cycle. It is personal because part of the channel is inherent to your Foundation Design, making it a significant personal lesson that can lead to a new direction aligned with the nature of the channel created. Personal Channels can define the centers at one or both ends of the channel, and when a white (undefined) center is conditioned, it directly influences your Shadow Mind. The Shadow Mind often perceives these energies as highly significant, tempting you to make decisions based on them. However, it is essential to recognize that your Inner Authority—not your Shadow Mind—determines their true importance. Without discernment, the Shadow Mind may mistake these energies as part of your identity, leading to incorrect decisions—or even correct decisions made with improper timing—which can still result in a negative directional outcome.

Channel Theme: Personal - Person

A Personal Channel designated as a person is activated by at least one Inner Planet (gate/line) in the Solar Return and at least one Planet (gate/line) from your Foundation Design. “Person” in this context means you will meet a person or people carrying the gate/line energy that creates the channel. The resulting channel will manifest one or more times during your Mars cycle. It is personal because part of the channel is inherent to your Foundation Design, making it a significant personal lesson that can lead to new relationships aligned with the nature of the channel created. Personal Channels can define the centers at one or both ends of the channel, and when a white (undefined) center is conditioned, it directly influences your Shadow Mind. The Shadow Mind often perceives these energies as highly significant, tempting you to make decisions based on them. However, it is essential to recognize that your Inner Authority—not your Shadow Mind—determines their true importance. Without discernment, the Shadow Mind may mistake these energies as part of your identity, leading to incorrect decisions—or even correct decisions made with improper timing—which can still result in a negative outcome, particularly if you commit to the wrong person or people during this Solar Return.



Channel Theme: Educational - Developmental

An Educational Channel designated as developmental is activated by at least one Outer Planet, though it can also involve outer planets at both ends of the channel, or in some cases, an Inner Planet at one end while still being developmental. Development in this context means you will experience the energy and themes of these channels throughout your Mars cycle. These themes are not inherent to your Foundation Design but offer an opportunity to learn about the channel being imprinted. Educational Channels can define the centers at one or both ends of the channel, and when a white (undefined) center is conditioned, it directly influences your Shadow Mind. The Shadow Mind often perceives these energies as highly significant and may tempt you to make decisions based on them. However, it is essential to recognize that your Inner Authority—not your Shadow Mind—determines their true importance. Without discernment, the Shadow Mind can mistake these energies as part of your identity, leading to incorrect decisions, or even correct decisions made with the wrong timing, which still results in a negative outcome.

Channel Theme: Educational - Directional

An Educational Channel designated as directional is activated by at least one of the 4 Solar Nodal Gates and Lines. Nodal activations represent your direction for the year. A directional Channel can also involve an Outer or Inner Planet at one end, but due to the nodal imprint, it is still classified as directional. Directional, in this context, means you will experience the energy and themes of these channels throughout your Mars cycle. These themes are not inherent to your Foundation Design but provide an opportunity to learn about the channel being imprinted. Educational Channels can define the centers at one or both ends of the channel, and when a white (undefined) center is conditioned, it directly influences your Shadow Mind. The Shadow Mind often perceives these energies as highly significant, tempting you to make decisions based on them. However, it is crucial to remember that your Inner Authority—not your Shadow Mind—determines their true importance. If the Shadow Mind makes decisions based on directional channel input, it can steer your life in an entirely new and often incorrect direction. Without discernment, the Shadow Mind may mistake these energies as part of your identity, leading to poor decisions—or even correct decisions made with the wrong timing—resulting in a negative outcome as your life begins to shift off course.

Channel Theme: Educational - People

An Educational Channel designated as 'people' is activated by inner planets at both ends of the channel. In this context, "people" means you will experience the energy and themes of these channels at specific moments during your Mars cycle. These themes are not inherent to your Foundation Design but provide an opportunity to learn about the channel being imprinted. The channel can represent people within auric contact with you, conditioning you in the moment, but it is unlikely to hold long-term significance for your overall life. Educational Channels can also define the centers at one or both ends of the channel, and when a white (undefined) center is conditioned, it directly influences your Shadow Mind. The Shadow Mind often perceives these energies as highly significant, tempting you to make decisions based on them. However, it is crucial to recognize that your Inner Authority—not your Shadow Mind—determines their true importance. Without discernment, the Shadow Mind may mistake these energies as part of your identity, leading to incorrect in-the-moment decisions, or even correct decisions made with the wrong timing, resulting in a negative outcome.



Personal Channels

A Personal Channel is created when a gate from your Mars Return Cycle (which can include multiple planets and lines) connects with a gate from your Foundation Design (also potentially containing several planets and lines). This connection between a gate in your Foundation Design and one in your Mars imprinting results in a channel that is considered personal in nature. Personal Channels can manifest as **developmental** opportunities, **directional** themes, or through interactions with a **person** you encounter during the Mars cycle.

Channel 2057: The Brainwave	Person
Channel 0214: The Beat	Experiential, Person
Channel 0659: Mating	Developmental
Channel 2750: Preservation	Person



Activations of Channel 2057: The Brainwave

	P/D	Gate & Line	Fixing	Filter	Mars Return
Foundation	Design	20.2	Detriment	Moon	-
Mars Return	Design	57.1	Detriment	Mars	Person

Channel 2057: The Brainwave

A Design of Penetrating Awareness.

The 2057 Channel, also known as the Channel of The Brainwave, is defined by its extraordinary acute intuition, which serves as a powerful tool for survival and adaptability. Its insights arise at lightning speed, often faster than the conscious mind can process, giving it the quality of a sudden "brainwave." This intuitive response originates in the lymphatic system and instantly registers in the brain, enabling the 2057 Channel to adapt intuitively to any situation without the need for conscious deliberation.

This channel has the potential to be an unparalleled improviser, capable of seizing opportunities and navigating challenges with ease. However, its rapid intuitive grasp of truth does not mean that it should immediately share its insights. The 2057 Channel's challenge lies in waiting for an invitation before offering its wisdom, as unprompted sharing often leads to resistance or misunderstanding. By mastering the art of discernment and timing, it can ensure its insights are well received and impactful.

The 2057 Channel thrives when it embraces its intuitive prowess while exercising patience in sharing its wisdom. Its gift lies in the timing of its revelations, as waiting for the right moment ensures its insights are appreciated and resonate deeply with others. When aligned, the 2057 Channel becomes a beacon of intuitive clarity, empowering others with its ability to respond to life's challenges with precision and grace.

Components

Type: Projected Channel

Energy Family: Individual Knowing – Empowerment

Gate 20: Contemplation: Recognition and awareness in the now which transforms understanding into right action. Quarter of Civilization.

Gate 57: The Gentle: The extraordinary power of clarity. Quarter of Initiation.



Foundation

Foundation Filter: Moon

Like ancient tides flowing through genetic memory, the Design Moon embodies our unconscious focus, grounding our physical form as it responds to Earth's gravitational pull. This deeply embedded force shapes how our body naturally orients itself in space, anchoring our biological rhythms through an ancestral inheritance of postural wisdom and instinctive balance. As the body's archetypal stabilizer, Design Moon pulses with unconscious intelligence, cellular memory, and the innate ability to maintain equilibrium against gravity's constant pull. Its energy manifests as both protective and adaptive - from the reflexive adjustments that keep us upright to the deep somatic patterns that ensure survival. Through Design Moon, our form learns to focus its response to gravity, transforming inherited patterns into embodied stability, gradually evolving from unconscious compensation to natural poise as our body matures. As a design activation the Moon controls the focus on Gravity balance through the Equalizer Vertical, the Solid Lateral and The Martial Diagonal.

Gate 20: Contemplation

Contemplation: Recognition and awareness in the now which transforms understanding into right action.

Gate 20 embodies the essence of living in the "Now," fully absorbed in the present moment as part of the integration energy network, which is centered on individual survival. This energy emphasizes that survival in the present is the foundation for any future. Its alignment with the here-and-now allows it to express itself either as a "voice" or an "action," depending on its connections to other gates. When connected to Gate 57 through the Knowing Circuit, it becomes the intuitive voice of the Spleen, offering instinctual insight and guidance in the moment. With Gate 10, it articulates correct behavior in the now, expressing alignment and authenticity. When linked to Gate 34, it gains the power to act decisively and energetically in the moment, channeling its energy into survival-driven action. This dynamic flexibility enables Gate 20 to function as a verbal, action-oriented, or dual-purpose gate.

In addition to its role in survival, Gate 20 also connects to the Knowing Circuit, particularly through its relationship with Gate 57, highlighting its intuitive and deeply individual nature. Its ability to tune into the present moment with clarity brings both empowerment and a potential for melancholy—a common trait of individual energies. This melancholy may reflect discomfort with the state of the world as it exists now, underscoring Gate 20's deep attunement to the present and its desire for alignment with authenticity and survival. Despite this, Gate 20 remains a transformative energy, offering the ability to act or speak with purpose and to ground itself firmly in the here-and-now, making it a vital force for both self-expression and survival.

Additional Gate Information:

- Incarnation Crosses: Sleeping Phoenix, The Now, Duality
- Incarnation Quarter: Form (Civilization) - Gemini
- Energy Circuit: Integration & Knowing (Individual)
- Amino Acid: Leucin
- Anatomy: Medulla
- Gene Keys: Superficiality (Absent-Hectic) - Self Assurance - Presence



Line 2: The Dogmatist - Detriment

Restrictive and intentionally limited understanding.

↓ **Moon:** The gift through expression of leading others down a narrow and restrictive path. The power to lead others down a narrow path.

- Line Quality: Projection inwards. No subjective ability to see in. The natural.

The second line of Gate 20 expresses a natural projection of focused and specific awareness in the present moment. This line's distinct field of expertise creates a magnetic pull, drawing others who resonate with its wisdom. Its effectiveness lies in waiting for natural recognition before sharing its insights, preserving the integrity of its perspective.

↓ **Detriment (Moon):**

This line's Moon detriment can manifest as rigidity and inflexibility in its approach. For instance, its narrow focus might become overly dogmatic, leading to resistance from others who feel its perspective is being imposed rather than shared. This creates tension between the line's ability to guide and its need to maintain boundaries.

The Lunar influence can amplify impatience, pushing the line to impose its perspective rather than waiting for natural recognition. This forcefulness can alienate those who might benefit from its wisdom, creating a cycle where its genuine insights are overshadowed by the intensity of their delivery, limiting its ability to foster meaningful connections.



Mars Return

Unconscious Mars - Mars Return: Person

During this cycle, your form will encounter someone who embodies the instinctive and dynamic energy of Mars, unconsciously expressing the themes of the gate and line imprinted. This planetary activation creates a defined channel in your design. If this person is under 40, their energy may feel raw and impulsive, driven by passion and a need to act—even if they are not fully aware of the underlying forces guiding them. For those over 40, the expression of Mars is likely more intentional, shaped by experience and a mastery of their own strength.

This person's presence may awaken a natural drive within you, encouraging bold action and engagement with the energy of this channel. Their influence can help propel you forward with courage and determination. However, as always, it is up to your inner authority to decide whether or not to engage with this energy.

Gate 57: The Gentle

The extraordinary power of clarity.

Gate 57 embodies knowing and integration energy through survival intuition. It connects awareness to Gates 34, 10, and 20, forming the power, perfected form, and brainwave channels. Its acoustic intuitive clarity sharpens survival alertness, processing vibrations and sounds through whole-body hearing. Its right ear hearing operates in the present moment for survival-related information and maintains independence from others' influence. Its effectiveness persists through intuitive awareness combined with energy, direction, or manifested voice. It connects to the lymphatic brain, providing instantaneous recognition of immune system information.

The challenge of Gate 57 requires honoring immediate intuitive warnings without mental rationalization. Its effectiveness emerges through trust in its primal mechanism, relying on present-moment listening rather than repeated warnings or intellectual override. Its survival capacity depends on immediate intuitive response, rather than hesitation or delayed consideration. By embracing its unique ability to process vibrations and sounds in the now, Gate 57 fulfills its role as a vital source of clarity and awareness for survival.

Additional Gate Information:

- Incarnation Crosses: Penetration, Intuition, Clarion
- Incarnation Quarter: Relationships (Duality) - Libra
- Energy Circuit: Individual / Integration
- Amino Acid: Alanin
- Anatomy: Cranial Ganglia (Belly)
- Gene Keys: Unease (Hesitant/Impetuous) - Intuition - Clarity



Line 1: Confusion - Detriment

↓ **Moon:** The Moon in detriment, where feelings are no substitute for clarity and can lead to indecision. The possibility that confusion will overpower the intuition.

- Line Quality: Introspective and investigating.

Line 1 in Gate 57 establishes the foundation for intuitive awareness through introspective investigation. This line's journey begins with learning to distinguish between genuine intuitive signals and emotional reactions, requiring careful observation to build trust in its innate knowing.

↓ **Detriment (Moon):**

With the Moon in detriment, Line 1 may become confused when emotional reactions override its intuitive clarity. For instance, it might second-guess its immediate knowing by becoming lost in emotional analysis or seeking validation. This delay can lead to missed opportunities for appropriate and effective action.

The challenge for Line 1 lies in differentiating between emotional responses and genuine intuitive signals. Past emotional experiences can cloud its present-moment awareness, dulling its intuitive edge. To overcome this, Line 1 must establish a clear baseline for how intuition feels and operates, allowing it to trust its immediate knowing over emotional processing.



Activations of Channel 0214: The Beat

	P/D	Gate & Line	Fixing	Filter	Mars Return
Foundation	Personality	14.4	Exalted	Neptune	-
Foundation	Design	14.5	None	Neptune	-
Mars Return	Personality	2.3	None	Earth	Experiential
Mars Return	Design	14.6	Detriment	Moon	Person

Channel 0214: The Beat

A Design of being the Keeper of the Keys

Channel 0214 embodies the energy for sustained creative work and the power to inspire and empower others through action. Its essence lies in following life's natural unfolding, allowing direction to emerge organically. This channel carries a unique ability to influence and manipulate change toward desired outcomes, shaping life with purpose and determination.

As part of the Individual Circuit, Channel 0214 operates tantrically, aligning with life's flow to guide decisions and create profound experiences. It moves effortlessly with an inherent trust in life's process, embodying a deeply personal life mission. Through its powerful auric presence, this channel influences others' life paths, either directly or indirectly, often without conscious intent.

The purpose of Channel 0214 is to empower others by staying true to its own direction. Its impact comes from its natural ability to lead by example, inspiring others to discover and follow their own paths. Whether intentional or not, this channel's energy supports the collective evolution by influencing change and empowering individuals through its presence and action.

Components

Channel Type: Generated

Energy Family: Knowing (Individual) – Empowerment

Gate 2: The Receptive: Receptivity as the primal base through which any response is determined. The root of action. Quarter of Civilization.

Gate 14: Possession In Great Measure: The accumulation and retention of power through skilled interaction, coupling grace with control. Quarter of Mutation.



Foundation

Foundation Filter: Neptune

Like a shimmering veil between worlds, Neptune represents our conscious relationship to illusion and the hidden realms. This ethereal force shapes our connection to the mysterious and unseen, conducting our awareness through a matrix of dreams, mystical sensitivity, and transcendent possibility. As the archetypal weaver of veils, Neptune pulses with visionary frequencies, spiritual longing, and the profound ability to transform ordinary perception into extraordinary vision. Its energy manifests as both enchanting and dissolving - from the fantasies that inspire universal love to the illusions that cloud clear seeing. Through Neptune, we learn to navigate the waters of uncertainty, transforming distraction into spiritual insight, gradually evolving from confusion to enlightened awareness as we develop discernment. As a personality activation Neptune operates Misinformation for our Conscious Mind through the Learning Vertical and The Heart Lateral.

Gate 14: Possession in Great Measure

The basic worth realized in contributing individual efforts to group goals.

Gate 14, the Gate of Power Skills, represents the ability to accumulate and retain energy through consistent and creative effort. It carries the energy potential to empower unique direction and drive new projects into the world, making it a key force for innovation and transformation. As one of the most materially focused gates within the Individual Knowing Circuit, it is closely tied to wealth—not just in material terms but as a form of energy that fuels progress and change. Gate 14 thrives when its work is a true labor of love, channeling its natural capacity for hard work into projects that are personally meaningful. However, its potential for excellence requires long-term focus and clear guidance (from Gate 2) to avoid becoming stuck in purposeless or exhausting endeavors.

This gate also plays a vital role in energizing teams and fostering successful collaboration. Its skills and commitment can empower others and create opportunities for collective success, making it a natural wealth generator and enabler of progress. However, Gate 14's impact is most effective when its drive is balanced with purpose and aligned with work that feels fulfilling. When this alignment is achieved, it not only contributes to personal satisfaction but also inspires societal growth and transformation. The energy of Gate 14 demonstrates the power of sustained effort and creative determination, serving as a reminder that true wealth and success come from work that is both meaningful and deeply loved.

Additional Gate Information:

- Incarnation Crosses: Contagion, Empowering, Uncertainty
- Incarnation Quarter: Spirit (Mutation) - Scorpio
- Energy Circuit: Knowing (Individual)
- Amino Acid: Lysin
- Anatomy: Small Intestine
- Gene Keys: Compromise (Impotent-Enslaved) - Competence - Bounteousness



Line 4: Security - Exalted

The concentration on establishing a strong foundation.

↑ **Moon:** Protection from assault. The key to power lies in developing skills to ensure a strong foundation.

- Line Quality: Fixed on externalizing its single track quality.

The fourth line expression in Gate 14 represents the first recognition of the 2nd gate and its specific direction or driver for power. The line's nature is to externalize power in a focused, single-track way, concentrating on building strong foundations.

↑ Exaltation (Moon):

The exaltation operates through a fixed, externalized quality of focused power expression. This single-track approach allows it to develop deep foundations in its chosen direction.

Like a master craftsman who dedicates decades to perfecting a single skill, its fixed nature creates a protective field when properly channeled into one clear direction. Its security develops through this single track approach, allowing power to accumulate and strengthen over time.

Foundation Filter: Neptune

Like a mysterious mist enveloping the form, the Design Neptune orchestrates our body's profound relationship with fluids and hydration. This aqueous force shapes our form's moisture balance and liquid rhythms, conducting our cellular processes through a matrix of circulation, absorption, and subtle fluid regulation. As the form's archetypal water bearer, Design Neptune pulses with liquid frequencies, hydration patterns, and the innate ability to transform fluid distribution into vital sustenance. Its energy manifests as both flowing and veiling - from the intricate dance of cellular moisture to the mysterious currents that shroud our physical processes. Through the Design Neptune, our form learns to maintain its delicate fluid harmony, transforming water into life-sustaining essence, unconsciously moving between states of hydration and balance as our form operates. As a design activation Design Neptune controls our body Hydration through The Satori Vertical, The Liquid Lateral and the Martial Diamond.

Gate 14: Possession in Great Measure

The basic worth realized in contributing individual efforts to group goals.

Gate 14, the Gate of Power Skills, represents the ability to accumulate and retain energy through consistent and creative effort. It carries the energy potential to empower unique direction and drive new projects into the world, making it a key force for innovation and transformation. As one of the most materially focused gates within the Individual Knowing Circuit, it is closely tied to wealth—not just in material terms but as a form of energy that fuels progress and change. Gate 14 thrives when its work is a true labor of love, channeling its natural capacity for hard work into projects that are personally meaningful. However, its potential for excellence requires long-term focus and clear guidance (from Gate 2) to avoid becoming stuck in purposeless or exhausting endeavors.

This gate also plays a vital role in energizing teams and fostering successful collaboration. Its skills and commitment can empower others and create opportunities for collective success, making it a natural wealth generator and enabler of progress. However, Gate 14's impact is most effective when its drive is balanced with purpose and aligned with work that feels fulfilling. When this alignment is achieved, it not only contributes to personal satisfaction but also inspires societal growth and transformation. The energy of Gate 14 demonstrates the power of sustained effort and creative determination, serving as a reminder that true wealth



and success come from work that is both meaningful and deeply loved.

Additional Gate Information:

- Incarnation Crosses: Contagion, Empowering, Uncertainty
- Incarnation Quarter: Spirit (Mutation) - Scorpio
- Energy Circuit: Knowing (Individual)
- Amino Acid: Lysin
- Anatomy: Small Intestine
- Gene Keys: Compromise (Impotent-Enslaved) - Competence - Bounteousness

Line 5: Arrogance - No Fixing

The ever present risk inherent in positions of power.

↑ **Sun:** Innate dignity. Innate dignity that is a key to power.

↓ **Venus:** A dissatisfaction with the gifts of others that creates feelings of superiority. Innate recognition of those without power fueling the illusion of superiority.

- Line Quality: Projected on as a universalized quality.

The fifth line expression in Gate 14 experiences the world's projection of power onto the line, regardless of its actual level of power. The world often sees power as arrogance, and as a universal projection point, the line naturally attracts assumptions of power and authority. This creates a delicate dynamic between perception and reality, requiring the line to carefully navigate how it is seen by others.

↑ Exaltation (Sun):

This exaltation manifests through an inherent dignity that others instinctively recognize and project upon. This natural bearing attracts assumptions of power and authority from the surrounding world. The challenge for the line lies in navigating this projected power with genuine grace and awareness. For example, when others assume the line is a natural leader, the line must maintain authenticity and avoid being swayed by external expectations.

In this exalted state, the line's dignity becomes a protective shield, helping it maintain inner repose while others cast their assumptions of authority onto it. The Sun's influence supports the line in carrying this projection with poise, ensuring that the line does not lose itself in the expectations of others.

↓ Detriment (Venus):

The detriment expresses dissatisfaction when others misuse or fail to appreciate the power the line provides. This can lead the line to feel superior to those who depend on its energy, creating tension in the relationship between the source of power and its direction. For instance, the line might judge the competence of someone who drives or directs its energy, leading to frustration and disconnection.

This detriment transforms when the line recognizes that true power lies in appreciating the diverse gifts of others. Venus reminds the line that superiority is an illusion created by projection. The challenge here is to maintain respect for others while carrying the weight of their power projections, fostering harmony in transpersonal relationships.



Mars Return

Conscious Earth - Mars Return: Experiential

During this cycle, the Earth acts as a grounding force, shaping the foundation of the cycle itself with themes of stability, resourcefulness, and practical wisdom. Its influence invites you to consciously engage with the stabilizing and nurturing aspects of life, exploring how to create structure and balance within the framework of the cycle. The Earth's energy pulses steadily, guiding you to cultivate a strong connection to the material world and to establish a secure footing as you move through this phase.

Through this experiential process, the Earth offers opportunities to refine your ability to manifest stability and adapt to life's practical demands. It supports your evolution from instability to grounded presence, encouraging you to embody material wisdom and balance. This cycle highlights the dynamic interplay between steadiness and growth, inviting you to witness how conscious engagement with the Earth's energy fosters resilience, abundance, and a deeper sense of alignment with the rhythms of life.

Gate 2: The Creative

Receptivity as the primal base through which any response is determined. The root of action.

Gate 2 represents a powerful force for providing visionary guidance and direction. This gate carries the gift of knowing where direction is needed to ensure success, whether for itself, others, or situations. However, its ability to transform vision into reality depends on collaboration, particularly with the empowering energy of Gate 14. Without this connection or proper support, Gate 2 may experience frustration or exhaustion from attempting to push its vision forward on its own. Its true strength lies in offering clarity and purpose, coordinating the creative process rather than directly executing the work. Gate 2 thrives when it serves as a guiding force, pointing the way forward and inspiring others to take action.

Gate 2 may express melancholy when progress feels slow or when its ideas and visions are not being realized. This sadness often arises from its deep awareness of potential and the challenges of turning that potential into material outcomes. The key to Gate 2's fulfillment lies in finding the right allies who can help bring its visionary direction into tangible reality. When properly supported, Gate 2 becomes a powerful guide for creative transformation, offering fresh perspectives and innovative pathways that inspire meaningful success. Its gift is leadership through clarity and direction, ensuring that the right course is charted for the realization of new ideas.

Additional Gate Information:

- Incarnation Crosses: Sphinx, Driver, Defiance
- Incarnation Quarter: Form (Civilization) - Taurus
- Energy Circuit: Knowing (Individual)
- Amino Acid: Phenylalanine
- Anatomy: Sternum
- Gene Keys: Dislocation (Lost-Regimented) - Orientation - Unity



Line 3: Patience - No Fixing

The teacher that never stops being a student.

↑ Jupiter: Dedication to a lifetime of receptivity with the maturity to accept that the process never ends. When connected permanently to Gate 14 through the beat channel, rewards for services rendered. The recognition that receptivity is a lifelong process.

↓ Uranus: For the revolutionary patience is a vice. Higher knowing that cannot wait and demands expression.

- Line Quality: Attuning and adapting to a trial and error process.

The third line experience brings a profound capacity for lifelong learning through directional experimentation, embracing the natural trial and error process that leads to genuine mutation and wisdom. This position requires the maturity to remain both teacher and eternal student, though the temptation exists to either force immediate directional change or rigidly resist necessary adaptation.

↑ Exaltation (Jupiter):

Jupiter exalted brings a profound dedication to lifelong receptivity and learning. This third line position embraces the natural trial and error process of mutation, understanding that each directional experiment contributes to wisdom. Like a master gardener who knows both cultivation and patience, this influence supports the maturity to remain both teacher and eternal student.

Through Jupiter's influence emerges a natural understanding that providing direction to others doesn't require having all the answers. This positions one as a guide who demonstrates the value of continuous learning and adaptation, showing others how to navigate change with grace while maintaining openness to new possibilities.

↓ Detriment (Uranus):

Under Uranus's detriment influence, there's an impulsive drive to force immediate directional change or rigidly maintain a single direction. This energy becomes destabilizing when it cannot accept the natural pace of trial and error learning.

This detriment often appears as impatience with the learning process itself. The third line need for experimentation becomes distorted into either rigid fixation or chaotic jumping between directions without allowing proper integration, undermining the evolutionary process that requires both time and persistence.



Unconscious Moon - Mars Return: Person

During this cycle, you may cross paths with someone who brings a unique focus to the gate and line imprinted by the Moon in your Cycle chart. They embody the Moon's flowing and receptive energy, naturally drawing attention to this aspect of your chart.

Since this connection creates definition through a channel, their emotional awareness and attunement will help illuminate the themes and experiences tied to this gate and line. Their presence may encourage you to explore its influence and integrate its lessons into your journey.

Gate 14: Possession in Great Measure

The basic worth realized in contributing individual efforts to group goals.

Gate 14, the Gate of Power Skills, represents the ability to accumulate and retain energy through consistent and creative effort. It carries the energy potential to empower unique direction and drive new projects into the world, making it a key force for innovation and transformation. As one of the most materially focused gates within the Individual Knowing Circuit, it is closely tied to wealth—not just in material terms but as a form of energy that fuels progress and change. Gate 14 thrives when its work is a true labor of love, channeling its natural capacity for hard work into projects that are personally meaningful. However, its potential for excellence requires long-term focus and clear guidance (from Gate 2) to avoid becoming stuck in purposeless or exhausting endeavors.

This gate also plays a vital role in energizing teams and fostering successful collaboration. Its skills and commitment can empower others and create opportunities for collective success, making it a natural wealth generator and enabler of progress. However, Gate 14's impact is most effective when its drive is balanced with purpose and aligned with work that feels fulfilling. When this alignment is achieved, it not only contributes to personal satisfaction but also inspires societal growth and transformation. The energy of Gate 14 demonstrates the power of sustained effort and creative determination, serving as a reminder that true wealth and success come from work that is both meaningful and deeply loved.

Additional Gate Information:

- Incarnation Crosses: Contagion, Empowering, Uncertainty
- Incarnation Quarter: Spirit (Mutation) - Scorpio
- Energy Circuit: Knowing (Individual)
- Amino Acid: Lysin
- Anatomy: Small Intestine
- Gene Keys: Compromise (Impotent-Enslaved) - Competence - Bounteousness



Line 6: Humility - Detriment

Wealth and power at its most exalted.

↓ **Earth:** All manifestations of this position are essentially positive. The Earth represents the existentialist recognition that material success was unavoidable and the humility engendered by such serendipity. Existentialism as the key to acceptance and the source of power.

- Line Quality: Transition maturation with a perspective beyond the gate and circuit. The role model.

- Transition: 34.1 - The Bully

The sixth line expression in Gate 14 moves through three distinct phases of development. It begins with a subjective exploration of personal power, transitions into an objective phase of observation from the roof, and eventually emerges as a role model that demonstrates true power through humility. The line's journey reveals how spiritual alignment transforms the experience of power into an expression of grace and wisdom.

↓ **Detriment (Earth):**

This detriment appears as a struggle with the personal nature of power, especially during the subjective phase of its development. It may feel burdened by success or overly identified with its achievements, leading to frustration or dissatisfaction. For instance, the line might resent the circumstances that force it into a position of authority, feeling trapped by others' expectations.

This detriment transforms when the line learns to see power as an impersonal flow rather than a personal burden. By observing how others navigate their own relationship with power during the roof phase, the line gains wisdom about the universal nature of success. This understanding allows it to embody humility and guide others toward accepting their own gifts without resistance.



Activations of Channel 0659: Mating

	P/D	Gate & Line	Fixing	Filter	Mars Return
Foundation	Personality	6.5	None	Jupiter	-
Foundation	Personality	6.1	Exalted	Pluto	-
Foundation	Design	6.3	Detriment	Pluto	-
Mars Return	Design	59.4	None	Jupiter	Developmental

Channel 0659: Mating

A Design Focused on Reproduction.

The 0659 Channel, known as the Channel of Mating, carries one of the most powerful life forces in the Human Design system, connecting the Sacral Center to the Solar Plexus Center. This channel embodies the fundamental genetic imperative for reproduction and intimacy, operating across both physical and emotional dimensions. By combining the searching, penetrating energy of Gate 59 (Sexuality) with the emotional intimacy of Gate 6 (Friction), it becomes a deeply transformative force in human connection.

The 0659 Channel possesses a penetrating aura that creates intimate connections with others, often without conscious effort. Gate 59 continuously searches for the right reproductive or creative partner, while Gate 6, through its emotional wave, determines the timing and appropriateness of intimacy. Together, these energies create a sophisticated and selective process, one that transcends mere physical attraction and aligns with humanity's ongoing evolutionary shifts.

The 0659 Channel's challenge and gift lie in managing its potent intimate force. It must recognize how easily it penetrates others' emotional defenses, which can lead to misunderstandings if not handled with awareness. When operating correctly, this channel is a vital force for creation, not only in reproduction but also in the generation of new ideas, projects, and transformative endeavors. By allowing its emotional wave to guide timing and honoring the natural selective wisdom of its design, the 0659 Channel fulfills its purpose as a creative and generative force.

Components

Channel Type: Generated

Energy Family: Defense (Tribal) – Support

Gate 6: Conflict: The fundamental design component of progress. The law that growth cannot exist without friction. Quarter of Duality

Gate 59: Dispersion: The ability to break down barriers to achieve union. Quarter of Duality.



Foundation

Foundation Filter: Jupiter

Like a generous sage expanding the horizons of understanding, Jupiter represents our conscious approach to rules, laws and protection, orchestrating how we seek and establish security. This benevolent force shapes our philosophical outlook and belief systems, conducting our aspirations through an intricate web of wisdom, faith, and higher learning. As the archetypal seeker of enlightenment, Jupiter pulses with optimistic growth, abundant possibilities, and the profound ability to transform knowledge into protection. Its energy manifests as both magnanimous and fortune-bearing - from the lucky chances that bring wealth to the deeper principles that guard our future. Through Jupiter, we learn to establish our foundations, transforming hope into structured security, gradually evolving from excess to measured abundance as we develop wisdom. As a personality activation Jupiter controls Rules through the Mind Lateral and Outer Authority Vertical.

Gate 6: Conflict

The fundamental design component of progress. The law that growth cannot exist without friction.

Gate 6 serves as the controlling and source point for the emotional system, integrating waves of feelings, moods, and sensitivity into its essence. It embodies the understanding that growth is impossible without necessary friction and conflict. This energy often manifests as a cycle of hope and pain within relationships, with its true potential lying in the development of emotional awareness around bonding and intimacy. Gate 6 is inherently selective, fluctuating between openness and closure to connections based on the current stage of its emotional wave. This discrimination, both emotional and sexual, reflects its search for meaningful union. The natural tension it brings to relationships challenges individuals to navigate emotional dynamics with patience, recognizing that intimacy and growth emerge from moments of friction.

The energy of Gate 6 holds a profound influence over emotional frequencies, with the power to stimulate either growth or decay depending on how it responds to conflict. The challenge lies in embracing the tension and using it as a catalyst for evolution rather than resistance. By honoring the emotional waves and allowing time for clarity, this gate creates opportunities for deeper connection and transformation in relationships. When approached with awareness and patience, the friction of Gate 6 becomes a powerful force for personal and relational growth, fostering an emotional depth that strengthens bonds and propels evolution within the field of human connection.

Additional Gate Information:

- Incarnation Crosses: Eden, Conflict, Plane
- Incarnation Quarter: Relationships (Duality) - Virgo
- Energy Circuit: Defense (Tribal)
- Amino Acid: Glysin
- Anatomy: Lumbar Ganglia
- Gene Keys: Conflict (Over-Attentive-Tactless) - Diplomacy - Peace



Line 5: Arbitration - No Fixing

The faith derived from analytical diligence and emotional control that permits a higher authority to judge a conflict.

↑ **Venus:** Harmony furthered through the avoidance of direct conflict. Sensitivity to conflict can lead to the avoidance of intimacy.

↓ **Moon:** Where a party to arbitration sees itself as the best possible judge and will only accept judgement if it is the victor. Insensitivity to the concerns of others in a conflict.

- Line Quality: Completes and universalizes the theme of the Hexagram.

The fifth line position brings the ability to discover harmony through natural recognition and seduction of sustainable intimacies that can endure through time. While this allows universalization of intimacy while maintaining selective access, it can create rigid fixation on being the sole judge of proper relationship standards, leading to dismissal of connections that don't immediately align with predetermined ideals.

↑ Exaltation (Venus):

When Venus is exalted, harmony emerges as the foundation for judging the worthiness of intimacy. The emotional wave operates from a perspective of inner harmony before engaging with others.

Through this seductive power comes the ability to recognize which intimacies will work, naturally moving to attract them. This creates sustainable connections that can lead to productive partnerships, while maintaining selectivity about who gains access to the emotional sphere.

↓ Detriment (Moon):

In detriment, fixation emerges on being the sole judge of what constitutes proper intimacy. The emotional wave only accepts outcomes that align with predetermined visions of how relationships should function.

Insensitivity to others' concerns stems from fixed ideas about relationship harmony. Interest lies only in clear, harmonious connections that work according to specific terms, dismissing potential connections that don't immediately align with ideals.



Foundation Filter: Pluto

Like an unstoppable force of metamorphosis, Pluto represents our conscious relationship to profound transformation and unveiled truth. This volcanic force shapes our experience of deep change, conducting our evolution through a matrix of death, rebirth, and raw authenticity. As the archetypal revealer of shadows, Pluto pulses with transformative power, radical honesty, and the profound ability to transmute darkness into enlightenment. Its energy manifests as both destructive and regenerative - from the collapse of outdated structures to the phoenix-like emergence of renewed being. Through Pluto, we learn to embrace fundamental change, transforming resistance into evolutionary momentum, inexorably moving from surface existence to core truth as we develop empowerment. As a personality activation Pluto is the Conscious path to Truth through the Learning Vertical, The Mind Lateral and the Martial Diagonals.

Gate 6: Conflict

The fundamental design component of progress. The law that growth cannot exist without friction.

Gate 6 serves as the controlling and source point for the emotional system, integrating waves of feelings, moods, and sensitivity into its essence. It embodies the understanding that growth is impossible without necessary friction and conflict. This energy often manifests as a cycle of hope and pain within relationships, with its true potential lying in the development of emotional awareness around bonding and intimacy. Gate 6 is inherently selective, fluctuating between openness and closure to connections based on the current stage of its emotional wave. This discrimination, both emotional and sexual, reflects its search for meaningful union. The natural tension it brings to relationships challenges individuals to navigate emotional dynamics with patience, recognizing that intimacy and growth emerge from moments of friction.

The energy of Gate 6 holds a profound influence over emotional frequencies, with the power to stimulate either growth or decay depending on how it responds to conflict. The challenge lies in embracing the tension and using it as a catalyst for evolution rather than resistance. By honoring the emotional waves and allowing time for clarity, this gate creates opportunities for deeper connection and transformation in relationships. When approached with awareness and patience, the friction of Gate 6 becomes a powerful force for personal and relational growth, fostering an emotional depth that strengthens bonds and propels evolution within the field of human connection.

Additional Gate Information:

- Incarnation Crosses: Eden, Conflict, Plane
- Incarnation Quarter: Relationships (Duality) - Virgo
- Energy Circuit: Defense (Tribal)
- Amino Acid: Glysin
- Anatomy: Lumbar Ganglia
- Gene Keys: Conflict (Over-Attentive-Tactless) - Diplomacy - Peace



Line 1: Retreat - Exalted

The realization that wasting personal resources against overwhelming odds is not courage but folly.

↑ **Pluto:** The power of regeneration that can embrace retreat as a phase and not a failure. The emotional stability to accept conflict.

- Line Quality: The Basis of the Hexagram; the investigative introspection.

The first line foundation reveals how strategic retreat enables profound emotional development, creating stability through honoring both peaks and valleys of emotional waves. While this understanding allows recognition that pulling back strengthens intimacy, mental resistance can interpret retreat as weakness, leading to premature commitments and difficulty expressing emotional variability in new relationships.

↑ Exaltation (Pluto):

Pluto exalted transforms retreat into emotional wisdom. Like a master strategist who knows when to conserve forces, this first line position manifests as a recognition that pulling back under overwhelming odds isn't defeat but an essential rhythm. Through Pluto's influence emerges profound stability that embraces the complete emotional wave.

This creates deep understanding that retreat enables regeneration. Like the ocean's natural tidal pattern, this positioning allows transparent acknowledgment of emotional limitations and potentials from the start, building sustainable intimacy through honoring natural timing rather than forced connection.

Foundation Filter: Pluto

Like a primal force of inhalation, the Design Pluto governs our form's deepest relationship with breath and environmental absorption. This penetrating force shapes our body's intake of life force, conducting our respiratory processes through a matrix of transformation, assimilation, and vital exchange. As the form's archetypal breath master, Design Pluto pulses with regenerative frequencies, inhalation patterns, and the innate ability to transform air into life-sustaining power. Its energy manifests as both consuming and renewing - from the microscopic dance of cellular respiration to the profound cycles of environmental exchange. Through the Design Pluto, our form learns to maintain its essential rhythms of intake, transforming atmospheric elements into vital force, unconsciously moving between states of absorption and release as our form evolves. As a design activation Design Pluto controls our form's inhalation through The Satori Vertical, The Gas Lateral and the Martial Diagonals.

Gate 6: Conflict

The fundamental design component of progress. The law that growth cannot exist without friction.

Gate 6 serves as the controlling and source point for the emotional system, integrating waves of feelings, moods, and sensitivity into its essence. It embodies the understanding that growth is impossible without necessary friction and conflict. This energy often manifests as a cycle of hope and pain within relationships, with its true potential lying in the development of emotional awareness around bonding and intimacy. Gate 6 is inherently selective, fluctuating between openness and closure to connections based on the current stage of its emotional wave. This discrimination, both emotional and sexual, reflects its search for meaningful union. The natural tension it brings to relationships challenges individuals to navigate emotional dynamics with patience, recognizing that intimacy and growth emerge from moments of friction.



The energy of Gate 6 holds a profound influence over emotional frequencies, with the power to stimulate either growth or decay depending on how it responds to conflict. The challenge lies in embracing the tension and using it as a catalyst for evolution rather than resistance. By honoring the emotional waves and allowing time for clarity, this gate creates opportunities for deeper connection and transformation in relationships. When approached with awareness and patience, the friction of Gate 6 becomes a powerful force for personal and relational growth, fostering an emotional depth that strengthens bonds and propels evolution within the field of human connection.

Additional Gate Information:

- Incarnation Crosses: Eden, Conflict, Plane
- Incarnation Quarter: Relationships (Duality) - Virgo
- Energy Circuit: Defense (Tribal)
- Amino Acid: Glysin
- Anatomy: Lumbar Ganglia
- Gene Keys: Conflict (Over-Attentive-Tactless) - Diplomacy - Peace

Line 3: Allegiance - Detriment

The ability to secure support and create strength out of a weak position. When connected to the harmonic Gate 59, mating that results in conception.

↓ **Pluto:** The rejection of allegiance as submission to established order. Sensitivity to controls which may eventually reject intimacy.

- Line Quality: Experiments with the theme of the Hexagram; trial and error process.

Through the third line experiential path comes a deep understanding of bonding and separation as transformative processes, where unconventional relationships can emerge to match the natural rhythm of togetherness and solitude. This evolutionary force dissolves traditional structures, though its heightened sensitivity to control can trigger patterns of rebellion and submission that, while challenging to stability, serve nature's need for diversity.

↓ Detriment (Pluto):

Under Pluto's detriment influence, sensitivity to control intensifies into cycles of submission and rebellion. This Plutonian energy becomes distorted into complete rejection of established structures when feeling constrained. Like a pendulum swinging between extremes, what begins as potential for unconventional forms becomes transformed into unstable relationship patterns.

This detriment often appears as inherent distrust of permanent bonds. The potential for a flexible process becomes transformed into constant death-and-rebirth cycles in relationships, creating fertile conditions for reproduction while challenging relationship stability.



Mars Return

Unconscious Jupiter - Mars Return: Developmental

The Cycle Design Jupiter radiates as an unconscious field of protective frequencies, influencing your form's relationship with rules, laws, and security systems through the gate and line it imprints. By forming a channel with your foundational design, this Jupiterian imprint acts as a deeply rooted developmental force, conditioning your body directly. Operating beneath conscious awareness, this influence shapes your form's ability to establish stability, abundance, and resilience. While unconscious, this energy aligns with the natural rhythms of your form, refining its innate security systems as it moves through this cycle.

Jupiter's developmental influence encourages your body to transform raw potential into a more balanced and secure state of being. Through the gate and line it activates, this planetary force unconsciously supports the evolution of your form, guiding it toward greater stability and measured abundance. As the cycle progresses, your form will naturally integrate lessons of expansion, protection, and wisdom, responding instinctively to Jupiter's expansive and protective frequencies. This unconscious process allows your form to grow into its inherent capacity for resilience and prosperity, gradually strengthening its foundation without the need for conscious intervention.

Gate 59: Dispersion

The ability to break down barriers to achieve union.

The breaking down of barriers, represented by Gate 59, expresses a fundamental genetic drive for intimacy and reproduction within the context of tribal defense dynamics. This energy works to dissolve obstacles in pursuit of meaningful unions, facilitating both physical reproduction and creative genesis. When paired with Gate 6, it forms the Channel of Mating, enhancing fertility potential across multiple dimensions of life. The unique expression of this gate emerges through specific line activation imprints, manifesting in various approaches to union - from strategic initiatives to profound soul connections.

The effectiveness of Gate 59's energy relies heavily on patient responsiveness to Inner Authority before forming bonds, operating as a specific genetic aspect of human nature rather than defining one's entire character. Success comes through conscious relationship navigation rather than impulsive bonding, requiring a delicate balance between the desire for connection and proper alignment. The gate's power manifests most purely when natural timing is honored rather than forced, serving both physical and creative reproduction through proper alignment. Through conscious awareness rather than immediate gratification, this energy facilitates the development of deep, meaningful connections.

Additional Gate Information:

- Incarnation Crosses: Sleeping Phoenix, Strategy, Spirit
- Incarnation Quarter: Relationships (Duality) - Virgo
- Energy Circuit: Defense (Tribal)
- Amino Acid: Valin
- Anatomy: Sacral Plexus (Sexual Organs)
- Gene Keys: Dishonesty (Excluded/Intrusive) - Intimacy - Transparency



Line 4: Brotherhood / Sisterhood - No Fixing

↑ **Venus:** The dropping of barriers to union to establish a universal union. The power derived from non-sexual intimacy.

↓ **Mercury:** An intellectual understanding that is rarely put into action. Where the idea cannot restrain the sex drive.

- Line Quality: Fixed on externalizing its single track quality.

Line 4 in Gate 59 operates through fixed patterns of establishing non-sexual intimacy and friendship as its primary mode of connection. As a fixed line, it naturally externalizes this focus on creating bonds through friendship, though underlying tensions between platonic and sexual energy may arise.

↑ Exaltation (Venus):

With Venus exalted, Line 4 demonstrates a natural ability to form connections through friendship and non-sexual intimacy. For example, its friendship-first approach allows it to break down barriers that might resist more direct romantic advances, creating a foundation of trust and mutual understanding. This fixed quality helps Line 4 establish deep, meaningful bonds by prioritizing platonic channels.

Venus enhances Line 4's capacity to externalize warmth and companionship, forming reliable patterns of connection through shared understanding. This perspective emphasizes the value of friendship as a stable foundation for any deeper relationship, enabling Line 4 to create lasting and meaningful bonds without the pressure of immediate attraction.

↓ Detriment (Mars):

Under Mars' detriment, Line 4 may experience tension between its intellectual commitment to platonic connections and underlying sexual impulses. For instance, its fixed nature might lead it to consistently externalize friendship patterns, even when deeper attractions emerge, causing confusion or unexpected shifts in established relationships. This creates internal conflict as Line 4 navigates the balance between platonic and romantic energy.

Mars amplifies the challenge of maintaining purely platonic connections when unconscious drives disrupt the natural pattern of non-sexual intimacy. While Line 4 continues to externalize platonic warmth, these deeper currents of sexual tension can complicate or even disrupt its established bonds, leading to potential misunderstandings in relationships.



Activations of Channel 2750: Preservation

	P/D	Gate & Line	Fixing	Filter	Mars Return
Foundation	Personality	27.4	None	Sun	-
Mars Return	Personality	50.2	Exalted	Mercury	Person

Channel 2750: Preservation

A Design of Custodianship.

The 2750 Channel of Preservation is uniquely positioned to shape and maintain the values of its community. This channel has an aura that naturally evokes trust, attracting individuals in need of support and guidance. Its role is to nurture and protect others by upholding or challenging existing values, contributing to the preservation of genetic lineage and the continuity of communities. Guided by Sacral responses, the 2750 instinctively takes on specific responsibilities, using its influential presence to shape or dismantle values as needed.

This channel has a remarkable ability to highlight the presence or absence of values, even engaging those who are self-absorbed or disconnected from the community. Its strength lies in maintaining the social framework, making it effective in fields like law enforcement, therapy, culinary arts, legal work, or even unconventional community-focused roles. While the 2750 is naturally nurturing and influential, its greatest challenge is learning to preserve its energy and power for those who truly deserve it, rather than expending it indiscriminately.

The power of the 2750 lies in its ability to preserve and mold the values of those around it while maintaining its own integrity. By finding balance, this channel ensures it can fulfill its vital role without neglecting its own well-being. Its true strength is in its capacity to nurture, protect, and guide others with authenticity and purpose, leaving a lasting impact on the community it serves.

Components

Type: Generated Channel

Energy Circuit: Defense (Tribal) – Support

Gate 27: Nourishment: The enhancement of the quality and the substance of all activities through caring. Quarter of Initiation.

Gate 50: The Cauldron: The value of historical continuity whose traditional values serve and enrich the present and the future. Quarter of Duality.



Foundation

Foundation Filter: Sun

Like a radiant beacon of authentic self-expression, the Sun represents our conscious embodiment of core identity and vital essence. This luminous force shapes our natural way of shining in the world, conducting our creative energy through a matrix of confidence, personal authority, and life-affirming potential. As the archetypal center of selfhood, the Sun pulses with vital frequencies, creative power, and the profound ability to transform inner light into outer recognition. Its energy manifests as both integrating and radiating - from the deep wellspring of individual identity to the natural expression of personal authority. Through the Sun, we learn to embody our genuine nature, transforming potential into manifest presence, naturally evolving from self-discovery to authentic expression as we develop consciousness.

Gate 27: Nourishment

The enhancement of the quality and the substance of all activities through caring.

Gate 27 embodies a powerful energy for nurturing and caring, deeply rooted in the drive to preserve and nourish others—physically and intellectually. It plays various roles, from provider and benefactor to nurturer and distributor, with its caring nature central to fostering growth and well-being. However, effective care starts with self-care, and Gate 27's challenge lies in balancing selflessness with self-preservation. Without this balance, its natural compassion risks becoming overextended, leading to self-sacrifice or burnout. As its energy requires a sacral response, Gate 27 is most effective when it waits for a clear bodily signal before deciding who or what to nurture, rather than impulsively rushing to care indiscriminately.

This gate's ability to provide nurturing extends beyond meeting basic needs, as it also supports the development of intelligence and growth in others. Without the complementary Gate 50, setting healthy boundaries around its caring impulses may be more difficult, but these limits can be naturally reinforced through interactions with others who carry Gate 50 or through planetary transits. When understood and applied wisely, Gate 27's energy enhances relationships and activities by infusing them with genuine, balanced care. Its nurturing presence has the potential to uplift and strengthen others while promoting sustainable, compassionate connections.

Additional Gate Information:

- Incarnation Crosses: Sphinx, Self-Expression, Defiance
- Incarnation Quarter: Spirit (Mutation) - Scorpio
- Energy Circuit: Knowing (Individual)
- Amino Acid: Lysin
- Anatomy: Liver
- Gene Keys: Entropy (Depressive-Frenetic) - Freshness - Beauty



Line 4: Generosity - No Fixing

The natural sharing of attained abundance.

↑ Jupiter: Magnanimous and qualitative sharing. The gift of rewarding those who are deserving. The power and strength to share generously.

↓ Mars: Indiscriminate sharing. The potential loss of power and strength through indiscriminate sharing.

- Line Quality: Fixed on externalizing its single track quality.

The fourth line of Gate 27 naturally influences others by embodying an understanding of the universal principles of caring. Its visibility as someone who recognizes the larger context of values and laws governing resource distribution makes it uniquely suited to effectively share abundance once it is attained.

↑ Exaltation (Jupiter):

With Jupiter in exaltation, the fourth line expresses generosity through principled and gifted distribution of resources. Its expansive influence enables it to recognize worthy recipients who will truly benefit from its care. For example, the fourth line might identify a struggling community and allocate resources in a way that creates sustainable improvements, ensuring long-term impact rather than temporary relief.

Jupiter's influence enhances the fourth line's ability to manage resources wisely, maintaining sustainable giving without depleting itself. Its deep understanding of abundance principles ensures that its caring contributions enrich lives while preserving balance. This natural sense of timing and focus allows its generosity to leave a lasting mark.

↓ Detriment (Mars):

With Mars in detriment, the fourth line's distributive power can be corrupted by excessive caution and fear of scarcity. Its natural influence may become restricted by rigid rules or a fear of being unworthy to share. For instance, the fourth line might hesitate to offer help in a critical moment, overthinking the process and missing the opportunity to provide meaningful care.

Mars's immature nature can cause the fourth line to turn inward, hoarding resources instead of distributing them. This contraction arises from a need to maintain control, ultimately limiting its ability to respond spontaneously and appropriately. Without flexibility, its generosity becomes stifled, reducing its overall capacity to serve and support others effectively.



Mars Return

Conscious Mercury - Mars Return: Person

In this cycle, you will meet someone who embodies the qualities of Mercury, through this gate and line. This individual will reflect the energy of communication, curiosity, and intellectual connection, helping to expand your perception and understanding of the world. They will be active in sharing ideas, opening new channels of dialogue, and fostering meaningful exchanges that promote growth and clarity.

Since this connection creates definition through a channel, their presence will highlight the themes and lessons tied to this gate and line. They may encourage you to express your thoughts, refine your communication style, and integrate the knowledge and perspectives they inspire into your journey.

Gate 50: The Cauldron

The value of historical continuity whose traditional values serve and enrich the present and the future.

Gate 50 represents the foundation of tribal values and the awareness necessary to preserve and protect the community. It synthesizes three distinct streams of Splenic intelligence—taste, intuition, and instinct—creating a unique awareness that informs its active role in shaping and maintaining cultural laws and values. Acting as both a guardian and a potential challenger of these values, Gate 50 plays a key role in ensuring the tribe's long-term survival and viability. As part of the Channel of Preservation with Gate 27, its focus lies on protecting and nurturing the young, safeguarding the future of the tribe. This gate inherently carries a sense of communal responsibility, whether through upholding or questioning established laws. Its challenge lies in navigating the duality of values and relationships, recognizing that effective laws and principles arise from managing this duality fairly and wisely.

Gate 50's effectiveness depends on trusting its Inner Authority to determine when to uphold or challenge tribal values in service of the greater good. It must balance its preservation role with the need for tribal growth and evolution, ensuring that its decisions support both stability and progress. Without Gate 27, Gate 50 retains its responsibility for tribal values but may lack the nurturing and caring energy to soften its judgments. This often leads to attracting Gate 27 connections through relationships or conditioning from planetary transits, bringing balance to its protective and discerning nature. When connected to Gate 27, its nurturing awareness fully emerges, allowing Gate 50 to more effectively safeguard the tribe while fostering its growth. Ultimately, Gate 50 serves as a critical force for maintaining the integrity and sustainability of tribal systems, ensuring that values evolve in alignment with the community's long-term needs.

Additional Gate Information:

- Incarnation Crosses: Laws, Values, Wishes
- Incarnation Quarter: Relationships (Duality) - Scorpio / Libra
- Energy Circuit: Defense (Tribal)
- Amino Acid: Glutam Acid
- Anatomy: Immune System
- Gene Keys: Corruption (Overloaded / Irresponsible) - Equilibrium - Harmony



Line 2: Determination - Exalted

↑ Sun: The strength of purpose that can enjoy overcoming adversity to achieve its goals. The strength derived from maintaining one's values in the face of opposition or conditioning.

- Line Quality: Projection inwards. No subjective ability to see in. The natural.

Line 2 in the Gate of Values carries a natural gift for projecting values, though it remains unaware of this capacity within itself. Its spontaneous ability to maintain values emerges when called upon, often meeting resistance. This creates a dynamic tension between Line 2's innate determination and its uncertainty about its own power.

↑ Exaltation (Sun):

The Sun imbues Line 2 with a powerful strength, transforming its natural gift into unwavering determination. For example, Line 2 may be called upon in a crisis to uphold the tribe's core values, responding with effortless clarity and consistency. Its ability to project values shines most brightly when it responds authentically, without trying to prove anything to others.

This determination thrives under pressure, with challenges serving as fuel for its expression. When Line 2 stops overthinking and simply allows itself to respond naturally, its gift expresses itself fully, creating an inspiring and grounded presence that others trust and admire.



Educational Channels

An Educational Channel is created when two or more gates from your Mars Return Cycle come together. Since these gates are not part of your Foundation Design, the channel takes on an educational quality. This channel may also link two undefined centers in your design, which can further enhance its educational impact. Educational Channels may present themselves as opportunities for **developmental** growth, new **directional** movements, or lessons through your interactions with two or more individuals you encounter.

Channel 1333: The Prodigal	Experiential, Directional
----------------------------	---------------------------



Activations of Channel 1333: The Prodigal

	P/D	Gate & Line	Fixing	Filter	Mars Return
Mars Return	Design	13.5	None	Earth	Experiential
Mars Return	Design	33.5	None	South	Directional

Channel 1333: The Prodigal

A Design of a Witness.

The 1333 Channel, known as the Channel of The Prodigal, has a unique ability to find meaning in life's cycles. Its journey is one of discovering that, with time, everything eventually makes sense. By embracing this understanding, the channel cultivates patience and acceptance of its present circumstances. Its purpose lies in gathering wisdom from personal experiences and sharing it with others, offering guidance to help them avoid similar pitfalls.

As a natural archivist, the 1333 Channel places special significance on the past. Whether through preserving memories in photos, maintaining diaries, or recounting detailed stories, it has a gift for capturing and organizing experiences. This talent makes the channel well-suited for a variety of roles, such as historian, comedian, or politician. It often holds more knowledge than it reveals, with an exceptional memory for specific details that others might overlook.

In group settings, the 1333 Channel shines as the one people turn to for insight into underlying dynamics. Its wisdom and perspective frequently position it as a natural leader and trusted guide. By embracing its role as a keeper of knowledge and a sharer of life's lessons, the channel becomes a valuable resource for others on their journeys. Its ability to offer meaningful insights elevates its purpose, helping those around it navigate life with greater understanding.

Components

Channel Type: Projected

Energy Family: Sensing (Abstract) – Sharing

Gate 13: The Fellowship of Man: Universal ideas and values in an ordered framework that inspires humanistic cooperation. Quarter of Initiation.

Gate 33: Retreat: Active withdrawal and the transformation of a weak position into a strength. Quarter of Civilization.



Mars Return

Unconscious Earth - Mars Return: Experiential

During this cycle, the Unconscious Earth anchors the physical form, shaping the foundation of the body's stability and instinctual grounding. Acting as a steadying force, it supports the natural rhythms of balance, rootedness, and embodied intelligence. The Earth's energy pulses through the cycle, guiding the form to unconsciously align with its innate patterns of stability and adapt to its environment with resilience.

Through this experiential process, the Unconscious Earth offers the form opportunities to deepen its connection to balance and grounded presence. It supports the body's evolution from reactive patterns to embodied harmony, revealing the natural intelligence of the form's ability to stabilize and thrive. This cycle highlights the interplay between grounding and adaptability, allowing the form to unconsciously move in alignment with the rhythms of life and its physical foundation.

Gate 13: The Fellowship with Man

The Fellowship of Man: Universal ideas and values in an ordered framework that inspires humanistic cooperation.

Gate 13 reflects the profound capacity for listening and the collection of universal ideas and values, serving as the Gate of the Listener. It carries a natural ability to hear what others often overlook, including secrets and deeply personal experiences. This gate plays a key role in the collective process of reflecting on and learning from the past, contributing to the preservation of collective memory and historical continuity. Gate 13 has a unique gift for absorbing and storing the stories and experiences of others, which fosters cooperation and advances society by allowing each generation to build upon the insights of those before. With its heightened capacity for empathy and understanding, it serves as a trusted confidant, creating a space where others feel truly heard and understood.

At times, Gate 13 may find it difficult to release the information it gathers, as it forms part of the Channel of the Prodigal, working in harmony with Gate 33, which articulates and reveals the collected stories and lessons. Even without the full channel, Gate 13 can still access its potential through interactions with others or the transit field carrying the 33. Its value lies not only in gathering experiences but also in releasing them at the right time to inspire collective growth and understanding. This ability to listen deeply and preserve the wisdom of the past is an essential asset, helping humanity reflect, evolve, and foster greater unity. As a keeper of experiences and a guide for understanding, Gate 13 plays a vital role in maintaining the continuity and advancement of human knowledge and connection.

Additional Gate Information:

- Incarnation Crosses: Sphinx, Listening, Masks
- Incarnation Quarter: Mind (Initiation) - Aquarius
- Energy Circuit: Sensing (Abstract)
- Amino Acid: Glutamin
- Anatomy: Amygdala
- Gene Keys: Discord (Permissive-Narrow-Minded) - Discernment - Empathy



Line 5: The Savior - No Fixing

The ability to overcome all obstacles for the betterment of humanity.

↑ Neptune: The charismatic genius who can find a role for everyone. The listener who has a gift for finding a role for others.

↓ Jupiter: The able administrator. Given the extreme positive nature of this position, mundane application is rare. The listener whose gift for finding a role for others is practical and suited to administration.

- Line Quality: Projected on as a universalized quality.

The fifth line's projected nature creates an automatic assumption from others that it will both hear their troubles and provide the perfect solution they seek. This universal projection of being humanity's savior brings both profound opportunities for influence and heavy burdens of responsibility. Through others' natural tendency to seek not just confession but salvation, the line gains access to a unique perspective on human nature that can indeed serve a greater purpose.

↑ Exaltation (Neptune):

When exalted, this line's charismatic presence naturally draws others seeking both understanding and answers, creating an almost mystical quality to its guidance that transcends ordinary advice. Through this Neptunian influence, it develops an ability to see beyond surface problems into deeper solutions, like a wise elder whose counsel transforms both immediate concerns and life directions.

The projected field around this line creates opportunities for profound impact that others might never access. As people unconsciously recognize it as their savior, they not only share their deepest troubles but eagerly await its guidance, giving the line insights into human nature that can truly serve the collective when properly channeled.

↓ Detriment (Jupiter):

In detriment, the practical application of the line's profound guidance gifts often becomes challenging as the weight of others' salvation expectations pulls it away from its own life focus. Its ability to practically run its own life becomes overshadowed by the constant stream of people seeking life-changing solutions, like a manager who can't complete everyday tasks because people expect them to solve both work and personal crises for them.

From early childhood, this line experiences the burden of being the savior for others, listening not just to their stories but with a responsibility for solutions. This creates a complex relationship with boundaries and practical needs, as the projected role of humanity's problem-solver can override the capacity to establish functional structures for using these gifts effectively.



Unconscious South Node - Mars Return: Directional

The Design South Node represents your form's unconscious resonance with specific environments and its innate alignment during this cycle. This directional force naturally guides your body toward surroundings and patterns that feel physically compatible, shaped by the gate and line it imprints. Its energy creates a foundation of environmental attunement and physical familiarity, anchoring your form within the cycle's flow and supporting its unfolding in subtle but essential ways.

As the archetypal anchor of environmental attunement, the Design South Node serves as a bridge that connects your form to the correct spaces and circumstances for this phase. By activating the gate and line in your chart, it unconsciously aligns your physical form with environments that stabilize and support its directional movement. This activation forms a channel definition with your Foundation Design, and when your inner authority engages with this theme, it may initiate unconscious directional shifts, drawing your form toward experiences or environments that are essential for the trajectory of this cycle.

Gate 33: Retreat

Active withdrawal and the transformation of a weak position into a strength.

Gate 33 embodies the gift of withdrawal for reflection, a vital aspect of the Abstract Sensing process. This ability allows for the retention of species memory and the extraction of lessons from past experiences. Its strength lies in reflecting deeply on events, transforming personal and collective histories into valuable wisdom. While Gate 33 is often privacy-oriented, its withdrawal is not about hiding but rather creating a necessary "pause" in the experiential process. This pause provides space for undistracted introspection, enabling the transformation of raw experiences into meaningful insights. Gate 33 has the potential for significant influence, particularly through its ability to reveal experiential secrets and share profound lessons. However, its challenge lies in resisting the urge to rush into new experiences before fully processing the past, as doing so prevents the concretization of memories and deprives humanity of essential wisdom.

With time and maturity, the influence of Gate 33 grows, making it especially suited for roles in oration, writing, teaching, or experience-based leadership. In small group situations, it also brings the gift of oversight, offering a broader perspective that can guide others toward clarity and understanding. Its gift lies in uncovering the important lessons hidden within personal and collective histories, offering insights that can guide others. The solitude it seeks is not merely a personal preference but a critical tool for growth and meaningful contribution. Through its ability to transform personal reflection into collective wisdom, Gate 33 serves as a bridge between individual experience and the broader human narrative, ensuring that the lessons of the past are not lost but instead become a source of guidance and inspiration for the future.

Additional Gate Information:

- Incarnation Crosses: Four Ways, Retreat, Refinement
- Incarnation Quarter: Form (Civilization) - Leo
- Energy Circuit: Sensing (Abstract)
- Amino Acid: None (Terminator Codon)
- Anatomy: Thyroid
- Gene Keys: Forgetting (Reserved-Censorious) - Mindfulness - Revelation



Line 5: Timing - No Fixing

↑ Pluto: As important as the timing itself, is the ability to keep secret one's intentions until the appropriate moment. The ability to keep one's intentions secret.

↓ Jupiter: The tendency to want others to participate in the selection of the timing, which can lead to confusion. Without a sense of timing, letting others in on the secret prematurely with resulting confusion.

- Line Quality: Projected on as a universalized quality.

Line 5 navigates the weight of external projections about when and how it should retreat or emerge. Others often impose expectations on Line 5 regarding privacy and sharing, making timing a critical factor in managing these pressures. Its challenge lies in discerning when to keep reflections private and when to share them, independent of external demands.

↑ Exaltation (Pluto):

In exaltation, Pluto grants Line 5 the wisdom to protect its reflection process by maintaining privacy until full clarity naturally emerges. Its strength lies in resisting external pressure to share prematurely, allowing insights to mature fully before being expressed. For example, Line 5 may choose to remain silent about an important decision during group discussions, waiting until it has processed all aspects thoroughly. This patience ensures that its contributions are well-formed and impactful.

By trusting its own timing, Line 5 creates a rhythm that balances private understanding and public sharing. This approach not only enhances the depth of its insights but also helps manage the weight of external projections. The ability to maintain boundaries around its reflective process ensures that its wisdom reaches its full potential before being shared with others.

↓ Detriment (Jupiter):

In detriment, Jupiter can make Line 5 vulnerable to seeking others' input before its reflection process is complete. By involving others prematurely, it risks disrupting the natural progression of its insights. For example, Line 5 might share an incomplete thought during a discussion, leading to confusion for both itself and others. This premature exposure undermines the clarity and power of its reflections.

The pressure to align with collective expectations can derail Line 5's natural rhythm, causing it to share insights before they are fully developed. This mistimed sharing often creates unnecessary complications or misunderstandings, diminishing the value of its contributions. Over time, this pattern can erode both its confidence in its own process and others' trust in its insights.



Introduction to Environmental Gates

Environmental Gates in your Mars Return represent additional characteristics that manifest in the people or specific individuals around you. Think of these characteristics as the backdrop of the scene in the movie of your Mars Return. These "characters" bring color and depth to the environment stipulated by the Mars Return Nodes and are certainly worth noticing; however, because they are designated as environmental activations, you are not intended to interact with these forces.

While your Shadow Mind may be tempted to engage with them, your inner authority will not—it inherently understands that these environmental themes are not meant for you to focus on or waste energy interacting with. These Environmental Gates and Lines are further influenced by the planet imprinting them. For example, Mercury may represent a background character attempting to communicate the essence of the gate and line it brings. You may observe this, but your authority will remain detached. Be aware, your Shadow Mind is influenced by everything!



Head Center

P/D	Gate & Line	Fixing	Filter	Mars Return Effect
-----	-------------	--------	--------	--------------------

You have no Environmental planet imprints in this center.



Ajna Center

P/D	Gate & Line	Fixing	Filter	Mars Return Effect
Personality	47.5	None	Jupiter	Environmental
Personality	17.1	None	Neptune	Environmental
Design	17.3	None	Neptune	Environmental

Conscious Jupiter - Mars Return: Environmental

During this cycle, you may encounter someone who naturally embodies the expansive and optimistic qualities of Jupiter, bringing a vibrant energy to the gate and line imprinted by Jupiter in your chart. This person's presence may infuse the environment with a sense of growth, wisdom, and opportunity. Through their ability to align with principles of protection and abundance, they draw conscious attention to the themes connected to this gate and line.

However, because this activation does not create a channel in your design, your Inner Authority is unlikely to pay direct attention to this energy. Instead, their presence serves as a background influence within the environment, subtly encouraging you to reflect on themes of growth, security, and wisdom in the areas tied to this part of your chart. Their influence may inspire you to consider how you create stability and abundance in alignment with your values and aspirations.

Gate 47: Oppression

A restrictive and adverse state as a result of internal weakness or external strength or both.

Gate 47 embodies the ability to find meaning and inspiration in past experiences, serving as a key element in the mental Abstract Sensing Process. It works to process and make sense of fragmented memories, often received as non-chronological and incomplete visual sequences from Gate 64. This creates a mental pressure driven by a constant stream of images, with clarity arriving only in sudden moments of realization. Gate 47's strength lies in its ability to interpret these fragmented memories, finding coherence within confusion and extracting valuable perspectives. However, its process is inherently subjective, which can lead to self-blame or projecting blame onto others. Interestingly, while it may struggle to fully understand its own past experiences, it excels in helping others make sense of theirs, offering clarity and wisdom to those seeking to understand their own journeys.

Although Gate 47 is a mental process, its focus often lies on tangible, material concerns, seeking concrete actions and results to alleviate the mental pressure it generates. This pressure is intensified by its tendency to measure progress, compare outcomes, and critique perceived failures, creating unnecessary stress. Gate 47 does not serve as an Inner Authority, as it lacks the ability to manifest its insights directly; instead, it functions as an observer and commentator on the life process. To be effective, it must cultivate patience with its overwhelming mental flow and learn to detach from the stress of its own mind. Adopting the mantra, "It's only mind, don't worry about it, live your life," can help ease its mental burden. Ultimately, Gate 47 thrives when it embraces its role as a meaning-maker, contributing valuable interpretations of the past while learning to live with the imperfect and often chaotic flow of mental information.

Additional Gate Information:

- Incarnation Crosses: Rulership, Oppression, Informing
- Incarnation Quarter: Relationships (Duality) - Virgo



- Energy Circuit: Abstract
- Amino Acid: Glycin
- Anatomy: Neocortex
- Gene Keys: Oppression (Hopeless-Dogmatic) - Transmutation - Transfiguration

Line 5: The Saint - No Fixing

This position has special significance and there is no planet in detriment.

↑ **Venus:** The gift in times of oppression to maintain without hypocrisy a harmonic relationship with one's oppressors, while providing aid and succor to the oppressed. Realization at its most exalted. Acceptance of the weight of the abstract process and the grace that naturally follows. No polarity.

↓ **None:** There is no planet in detriment.

- Line Quality: Projected on as a universalized quality.

Line 5 radiates a natural projection field, leading others to see it as "The Saint"—someone who can help them manage their mental pressure. It carries a special gift for addressing mental challenges in a way that benefits both itself and those who seek its guidance.

↑ Exaltation (Venus):

Venus influences Line 5 with the ability to remain harmonious amidst mental pressure, gracefully navigating the struggles of others as well as its own. This gift is not about superficial diplomacy but about genuine understanding and acceptance. For example, when someone shares their mental struggles, Line 5 listens with empathy and calmly reminds them, "Yes, I know, but it is just your mind; it has no control." This grounded perspective reassures others, offering relief from their mental burdens.

Line 5's deep acceptance of mental pressure as a natural part of the human experience enables it to remain composed even in difficult situations. By embodying this understanding, Line 5 shows others that mental confusion and discomfort do not need to be resisted or avoided. Its presence inspires hope, demonstrating how to acknowledge and face mental challenges with wisdom and care.

↓ Detriment:

There is no detriment in this line.



Conscious Neptune - Chiron Return: Environmental

During this cycle, you may find yourself in the presence of someone whose energy feels subtle yet profound, embodying Neptune's qualities of intuition, creativity, and higher awareness. This person's influence gently activates the gate and line imprinted by Neptune in your chart, infusing the environment with a dreamlike or spiritually resonant quality. Through their alignment with compassion and imagination, they draw conscious attention to the themes associated with this gate and line.

However, because this activation does not create a channel in your design, your Inner Authority is unlikely to pay direct attention to this energy. Instead, their presence serves as a background influence within the environment, subtly encouraging you to reflect on themes of intuition, creativity, and unity in the areas tied to this part of your chart. Their influence may inspire you to access higher awareness, embrace compassion, and explore the deeper mysteries of life.

Gate 17: Following

The ancient law that those who wish to rule must know how to serve.

Gate 17 represents a vital aspect of logical understanding through its ability to organize concepts and form opinions that serve the collective. This gate projects the mind into the future, seeking to create workable solutions and frameworks that provide value to others. It thrives on identifying logical patterns, structures, and frameworks, offering insight into how things can be improved or optimized over time. However, the opinions formed by Gate 17 remain theoretical until they are substantiated with the depth and detail provided by Gate 62. Without this articulation, the concepts may feel incomplete, though access to Gate 62 often becomes available at the right time through interactions with others or planetary transits. Patience is key, as opinions are best shared when recognized and invited, allowing Gate 17's insights to be expressed in a way that is impactful and well-received.

This gate also carries a unique relationship with time, as its mental projections often transcend conventional clock time and instead align with the "right time" for concepts to emerge and be shared. The organizing potential of Gate 17 is deeply forward-looking, offering valuable contributions to structuring the collective future. However, its energy must remain grounded in service, recognizing that its purpose is to benefit others rather than assert intellectual superiority. When expressed with humility and patience, the logical clarity and organizational abilities of Gate 17 become a powerful tool for collective progress, inspiring others to align with a more structured and thoughtful vision of the future.

Additional Gate Information:

- Incarnation Crosses: Service, Opinions, Upheaval
- Incarnation Quarter: Form (Civilization) - Gemini
- Energy Circuit: Understanding (Logical)
- Amino Acid: Arginin
- Anatomy: Pituitary Gland, Right Eye
- Gene Keys: Opinion (Self-critical-Opinionated) - Farsightedness-Omniscience



Line 1: Openness - No Fixing

↑ Mars: The energy to sustain a broad spectrum of stimuli. The possibility of having many opinions.

↓ Venus: A tendency to limit openness to aesthetically pleasing stimuli. The possibility to limit opinions to what is pleasing.

- Line Quality: Introspective and investigating.

The first line of Gate 17 establishes the foundational nature of how opinions form through direct investigation and personal experience. As an introspective first line, it begins the process of developing opinions with deep internal examination of stimuli. This creates the base from which all other levels of opinions in this gate emerge, setting the tone for how organized views are formed and expressed.

↑ Exaltation (Mars)

This line's Mars exaltation manifests as remarkable stamina for processing and engaging with a vast spectrum of stimuli. For example, the line's ability to sustain attention across diverse topics ensures it builds a rich internal database of experiences. This investigative quality supports the continuous formation of opinions, providing a solid foundation for the gate's organizing principle.

The Mars influence enables this line to remain open to new stimuli, maintaining tireless mental energy for firsthand investigation. This ensures that its opinions emerge naturally from direct experience rather than adopting beliefs from others. Its martial endurance creates a comprehensive framework of personal views that support the gate's purpose.

↓ Detriment (Venus)

This line's Venus detriment manifests as a tendency to limit natural openness by focusing only on what feels aesthetically pleasing or harmonious. For instance, this line may investigate deeply within areas that appeal to its sense of beauty while dismissing or ignoring less attractive but equally important subjects. This selective approach creates an imbalance in the gate's full potential for opinion formation.

The Venusian influence can make this line resistant to exploring challenging or uncomfortable topics. While it may develop sophisticated views within its preferred domains, this narrow focus prevents it from building a comprehensive understanding. Instead of maintaining openness to all stimuli, the investigative process becomes too selective, limiting the foundational role of this line.



Unconscious Neptune - Mars Return: Environmental

During this cycle, your form may become aware of someone who embodies the flowing and mysterious energy of Neptune, expressing the themes of the gate and line imprinted with depth, fluidity, and subtle regulation.

This person's presence may evoke a heightened awareness of balance within your own rhythms, particularly in the realms of hydration, nourishment, or flow, encouraging alignment with the liquid energy of this gate and line. Their influence may feel enigmatic, subtly guiding or veiling aspects of your environment and processes, often revealing insights through indirect or intuitive means. However, their impact is primarily intended to enrich the environment around you, as this activation does not form a channel in your design. As a result, your inner authority is unlikely to engage directly with this energy.

Gate 17: Following

The ancient law that those who wish to rule must know how to serve.

Gate 17 represents a vital aspect of logical understanding through its ability to organize concepts and form opinions that serve the collective. This gate projects the mind into the future, seeking to create workable solutions and frameworks that provide value to others. It thrives on identifying logical patterns, structures, and frameworks, offering insight into how things can be improved or optimized over time. However, the opinions formed by Gate 17 remain theoretical until they are substantiated with the depth and detail provided by Gate 62. Without this articulation, the concepts may feel incomplete, though access to Gate 62 often becomes available at the right time through interactions with others or planetary transits. Patience is key, as opinions are best shared when recognized and invited, allowing Gate 17's insights to be expressed in a way that is impactful and well-received.

This gate also carries a unique relationship with time, as its mental projections often transcend conventional clock time and instead align with the "right time" for concepts to emerge and be shared. The organizing potential of Gate 17 is deeply forward-looking, offering valuable contributions to structuring the collective future. However, its energy must remain grounded in service, recognizing that its purpose is to benefit others rather than assert intellectual superiority. When expressed with humility and patience, the logical clarity and organizational abilities of Gate 17 become a powerful tool for collective progress, inspiring others to align with a more structured and thoughtful vision of the future.

Additional Gate Information:

- Incarnation Crosses: Service, Opinions, Upheaval
- Incarnation Quarter: Form (Civilization) - Gemini
- Energy Circuit: Understanding (Logical)
- Amino Acid: Arginin
- Anatomy: Pituitary Gland, Right Eye
- Gene Keys: Opinion (Self-critical-Opinionated) - Farsightedness-Omniscience



Line 3: Understanding - No Fixing

The awareness that the best road is not necessarily the most interesting.

↑ **Pluto:** The following of the best road provides the experience necessary to meet the challenge of the road's end. The understanding that the best opinions are grounded in detail.

↓ **Earth:** The taking of short cuts. One may get to the end quicker, but essential experience will be missing. The possibility of skipping details and limiting the value of the opinion.

- Line Quality: Attuning and adapting to a trial and error process.

The third line of Gate 17 reveals the critical relationship between opinions and the details that substantiate them. Through its natural trial-and-error process, this line learns that the most valuable understanding comes from thorough investigation and proper grounding in facts, rather than taking shortcuts. Each mistake and adjustment strengthens its ability to form credible and practical opinions.

↑ Exaltation (Pluto)

This line's Pluto exaltation manifests as a deep recognition of the importance of detail-gathering in forming credible opinions. For example, its experimental nature might lead it to test a perspective repeatedly, refining it until each detail aligns with a broader truth. This process transforms its understanding, ensuring opinions are both reliable and valuable.

This line's willingness to embrace the challenges of thorough investigation builds lasting credibility. By resisting the temptation to rush conclusions, it develops perspectives that can withstand scrutiny. Each detail gathered becomes part of a larger transformation, preparing the line's opinions for practical application and acceptance.

↓ Detriment (Earth)

This line's Earth detriment manifests as a tendency to take shortcuts in forming opinions, undermining their credibility. For instance, the line might skip essential steps in its trial-and-error process, leading to unstable perspectives that cannot withstand scrutiny or practical application.

The pressure to produce quick results can cause the line to ignore crucial details or rush through its investigative process. This creates opinions that remain theoretical rather than grounded in reality, limiting their value and effectiveness. Without thorough substantiation, the line's perspectives fail to gain the traction needed for implementation.



Throat Center

P/D	Gate & Line	Fixing	Filter	Mars Return Effect
Personality	31.5	Detriment	South Node	Environmental
Personality	16.4	None	Uranus	Environmental
Design	16.4	None	Uranus	Environmental

Conscious South Node - Mars Return: Environment Direction

The Personality South Node represents your conscious relationship to environmental resonance and alignment during this cycle. This directional force subtly guides you toward environments shaped by the gate and line it imprints, creating a backdrop that supports the cycle's flow. Its energy highlights the presence of people or characteristics within these environments that naturally resonate with this phase of the journey.

However, because this activation does not create a channel in your design, your Inner Authority is unlikely to actively engage with this energy. Instead, the South Node's influence operates in the background, encouraging you to simply notice and acknowledge the qualities or individuals present in these spaces. These environmental elements are part of the background meant to support this cycle's unfolding.

Gate 31: Influence

The law of friction, whether active or passive, that engenders transference and thus influence.

Gate 31 holds the potential for recognition as a natural and influential leader. As part of the Logical Understanding Energy Family, it possesses the ability to envision and articulate future goals, making it a magnetic figurehead capable of inspiring others toward collective progress. Its influence relies on correct timing and the willingness of others to recognize and invite its guidance. This leadership potential is neither inherently positive nor negative; the responsibility to use it ethically and wisely lies with the individual. The weight of its words can shape collective direction, as people are naturally inclined to listen when Gate 31 speaks about the future. Its challenge is to refine its capacity to present and implement structured plans that serve the collective, ensuring that its guidance aligns with shared goals and logical solutions.

Logical leadership through Gate 31 functions as a democratic process, characterized by debate, collaboration, and natural friction through argumentation. The ability to lead is not about authority imposed from above but about earning trust and recognition through clarity, integrity, and well-timed contributions. When aligned with its higher purpose, Gate 31 becomes a powerful catalyst for change and progress, inspiring unity and action toward shared objectives. By honing its communication skills and maintaining ethical responsibility, this gate transforms its influence into a force that drives the collective toward sustainable and logical advancements, embodying the potential to lead with vision, precision, and accountability.

Additional Gate Information:

- Incarnation Crosses: The Unexpected, Influence, Alpha
- Incarnation Quarter: Form (Civilization) - Leo
- Energy Circuit: Understanding (Logical)
- Amino Acid: Tyrosin
- Anatomy: Thyroid
- Gene Keys: Arrogance (Deferring-Scornful) - Leadership - Humility



Line 5: Self-righteousness - Detriment

Lack of external influence guaranteed by attitude.

↓ **Moon:** A deep focus on personal experience that is self-fulfilling and has no external ambitions. A lack of ambition where one is content to lead oneself.

- Line Quality: Projected on as a universalized quality.

Line 5 embodies a universal projection quality that manifests as a specialized form of leadership, rooted in self-direction. Its leadership develops primarily through internal mastery, creating a dynamic tension between its focus on self-development and the expectations of others. This line's influence emerges naturally, often when it is least concerned with leading, making its leadership both potent and timing-sensitive.

↓ **Detriment (Moon):**

In detriment, the Moon introduces challenges as Line 5's self-contained focus can be misinterpreted as self-righteousness. Others, projecting their needs onto Line 5, may view its commitment to self-direction as arrogance or selfishness. For example, Line 5 might prioritize its personal growth over external demands, causing frustration or misunderstanding among those expecting immediate leadership.

This tension is amplified when Line 5 attempts to meet external expectations prematurely, disrupting its natural process of development. Such forced leadership diminishes its authenticity, resulting in superficial influence that lacks the depth and power of its true potential. By maintaining boundaries and focusing on its personal growth, Line 5 can overcome these challenges, ensuring its leadership emerges naturally and effectively when the timing is right.



Conscious Uranus - Chiron Return: Environmental

During this cycle, you may cross paths with someone whose presence feels electric and unpredictable, embodying Uranus' energy of innovation and change. This person's influence brings a spark of originality and disruption to the gate and line imprinted by Uranus in your chart, infusing the environment with a sense of freedom and possibility. Through their bold individuality, they draw conscious attention to the themes connected to this gate and line.

However, because this activation does not create a channel in your design, your Inner Authority is unlikely to pay direct attention to this energy. Instead, their presence serves as a background influence within the environment, subtly encouraging you to reflect on themes of individuality, change, and progress in the areas tied to this part of your chart. Their influence may inspire you to explore new possibilities, embrace transformation, and align with your authentic self.

Gate 16: Enthusiasm

The great art of enriching life by the harmonic channeling of energy.

Gate 16 embodies the potential to cultivate mastery through deep identification with skills and talents, achieved through repetition and experimentation. It is not about identity itself but about aligning with specific pursuits to refine and perfect them, whether in the arts, sciences, or any other field. This gate thrives on enthusiasm, driving the process of testing, verifying, and honing craft. Its energy supports the validation of logical patterns and innovative solutions, connecting intellectual understanding with practical application. However, without access to Gate 48, which provides depth and knowledge, Gate 16 may find itself acquiring many skills but lacking the resources to apply them effectively. Fortunately, Gate 48's influence can still be accessed through interactions with others or the natural flow of planetary transits, ensuring that the process of refinement and mastery remains accessible with time and patience.

The energy of Gate 16 can sometimes feel inconsistent, particularly because it lacks a direct motor connection to sustain its processes. Enthusiasm may ebb and flow, requiring patience during the lulls as the energy inevitably resurfaces to reignite passion and drive. Mastery through this gate emerges from fully embracing chosen skills and engaging in the ongoing process of experimentation and refinement. While the journey may feel frustrating at times, Gate 16's capacity for enthusiasm, creativity, and skill development makes it a vital contributor to both personal growth and collective advancement. Its presence inspires others to pursue excellence in their own endeavors, demonstrating the transformative power of dedication and the pursuit of mastery.

Additional Gate Information:

- Incarnation Crosses: Planning, Experimentation, Identification.
- Incarnation Quarter: Form (Civilization) - Gemini
- Energy Circuit: Understanding (Logical)
- Amino Acid: Cystein
- Anatomy: Parathyroid
- Gene Keys: Indifference (Gullible-Self-Deluded) - Versatility - Mastery



Line 4: The Leader - No Fixing

Genuine and sincere support and recognition of others.

↑ **Jupiter:** Enthusiasm for/and service to higher goals. The skill to recognize and support the talents of others.

↓ **Mars:** The demagogue. The refusal to support or recognize the talents of others.

- Line Quality: Fixed on externalizing its single track quality.

This fourth line transitions into transpersonal awareness, externalizing its capacity to recognize and support energy and talent in others. Its fixed focus is on identifying where energy exists within the collective and facilitating its manifestation through leadership.

↑ Exaltation (Jupiter)

This line's Jupiter exaltation manifests as the ability to recognize and genuinely support others' talents in service of larger goals. For example, this line might identify a team member's latent potential and provide the guidance or resources necessary to bring their skills into action, fostering collective success.

This line's leadership operates through a service-oriented approach, focused on coordinating collective energies for manifestation. By identifying where energy exists and nurturing it, this line ensures that talent and skills are brought into concrete expression for the benefit of the whole.

↓ Detriment (Mars)

This line's Mars detriment manifests as a tendency to dismiss or restrict others' talents when they don't align with its immediate recognition patterns. For instance, the line might overlook valid contributions from someone whose energy or skills don't fit its fixed perspective, creating unnecessary limitations in the collective process.

The detriment transforms when the line learns to balance discernment with genuine support. Mars teaches this line to remain open to diverse manifestations of talent while maintaining its ability to lead and guide. By embracing flexibility, this line avoids creating barriers and ensures its leadership supports the collective's highest potential.



Unconscious Uranus - Mars Return: Environmental

During this cycle, your form may become aware of someone who embodies the innovative and unpredictable energy of Uranus, expressing the themes of the gate and line imprinted with originality, spontaneity, and distinctiveness.

This person's presence may awaken a recognition of your own unique patterns or inspire a sense of freedom and individuality within you, encouraging alignment with the unconventional energy of this gate and line. Their influence may feel electric, breaking through routine or conventional expectations with sudden bursts of innovation or originality. However, their impact is primarily intended to enrich the environment around you, as this activation does not form a channel in your design. As a result, your inner authority is unlikely to engage directly with this energy.

Gate 16: Enthusiasm

The great art of enriching life by the harmonic channeling of energy.

Gate 16 embodies the potential to cultivate mastery through deep identification with skills and talents, achieved through repetition and experimentation. It is not about identity itself but about aligning with specific pursuits to refine and perfect them, whether in the arts, sciences, or any other field. This gate thrives on enthusiasm, driving the process of testing, verifying, and honing craft. Its energy supports the validation of logical patterns and innovative solutions, connecting intellectual understanding with practical application. However, without access to Gate 48, which provides depth and knowledge, Gate 16 may find itself acquiring many skills but lacking the resources to apply them effectively. Fortunately, Gate 48's influence can still be accessed through interactions with others or the natural flow of planetary transits, ensuring that the process of refinement and mastery remains accessible with time and patience.

The energy of Gate 16 can sometimes feel inconsistent, particularly because it lacks a direct motor connection to sustain its processes. Enthusiasm may ebb and flow, requiring patience during the lulls as the energy inevitably resurfaces to reignite passion and drive. Mastery through this gate emerges from fully embracing chosen skills and engaging in the ongoing process of experimentation and refinement. While the journey may feel frustrating at times, Gate 16's capacity for enthusiasm, creativity, and skill development makes it a vital contributor to both personal growth and collective advancement. Its presence inspires others to pursue excellence in their own endeavors, demonstrating the transformative power of dedication and the pursuit of mastery.

Additional Gate Information:

- Incarnation Crosses: Planning, Experimentation, Identification.
- Incarnation Quarter: Form (Civilization) - Gemini
- Energy Circuit: Understanding (Logical)
- Amino Acid: Cystein
- Anatomy: Parathyroid
- Gene Keys: Indifference (Gullible-Self-Deluded) - Versatility - Mastery



Line 4: The Leader - No Fixing

Genuine and sincere support and recognition of others.

↑ **Jupiter:** Enthusiasm for/and service to higher goals. The skill to recognize and support the talents of others.

↓ **Mars:** The demagogue. The refusal to support or recognize the talents of others.

- Line Quality: Fixed on externalizing its single track quality.

This fourth line transitions into transpersonal awareness, externalizing its capacity to recognize and support energy and talent in others. Its fixed focus is on identifying where energy exists within the collective and facilitating its manifestation through leadership.

↑ Exaltation (Jupiter)

This line's Jupiter exaltation manifests as the ability to recognize and genuinely support others' talents in service of larger goals. For example, this line might identify a team member's latent potential and provide the guidance or resources necessary to bring their skills into action, fostering collective success.

This line's leadership operates through a service-oriented approach, focused on coordinating collective energies for manifestation. By identifying where energy exists and nurturing it, this line ensures that talent and skills are brought into concrete expression for the benefit of the whole.

↓ Detriment (Mars)

This line's Mars detriment manifests as a tendency to dismiss or restrict others' talents when they don't align with its immediate recognition patterns. For instance, the line might overlook valid contributions from someone whose energy or skills don't fit its fixed perspective, creating unnecessary limitations in the collective process.

The detriment transforms when the line learns to balance discernment with genuine support. Mars teaches this line to remain open to diverse manifestations of talent while maintaining its ability to lead and guide. By embracing flexibility, this line avoids creating barriers and ensures its leadership supports the collective's highest potential.



G Center

P/D	Gate & Line	Fixing	Filter	Mars Return Effect
Design	7.3	Juxtaposed	Mercury	Environmental
Design	7.4	Exalted	Venus	Environmental

Unconscious Mercury - Mars Return: Environmental

During this cycle, you may become aware of someone who subtly embodies the unconscious energy of Mercury, bringing the themes of the gate and line they carry into the environment around you. Their influence might not be immediately noticeable, but through auric contact, you could sense shifts in how you process, communicate, and exchange ideas.

However, this activation does not create a definition in your design and is not directly significant to you. Instead, it serves as a background influence—a character within the environment of your cycle.

Gate 7: The Army

The point of convergence. By design, the need for leadership to guide and order society.

Gate 7 represents the essence of logical leadership, embodying the "Self" as it interacts with and guides others. It plays a vital role in directing society toward the future, forming part of the leadership framework within the collective understanding family, specifically through The Channel of The Alpha. Focused on creating secure and reliable patterns for humanity's progression, Gate 7 operates with an innate and nonmanipulative impulse to lead. This leadership is natural and uncontrived, requiring recognition and invitation before stepping into a position of guidance. Without this acknowledgment, it cannot take control or demand followership. Its leadership style is often subtle yet impactful, sometimes functioning as the "power behind the throne," influencing direction and shaping progress without being overtly in the spotlight. Gate 7 has the unique gift of sensing the path forward, instinctively knowing where people or systems need to go to achieve future goals, provided its guidance is sought out and respected.

This gate's influence is most effective in public or collective settings, where its authority to lead and guide is naturally recognized. However, it is important to understand that its leadership does not extend in the same way to tribal or individual interactions. In these settings, Gate 7 must respect the need for equality in one-on-one relationships or honor the structure and hierarchy of tribal dynamics. Attempting to push leadership in these areas often leads to tension and resistance. Within the collective, however, Gate 7 thrives as a trusted guide, offering vision and direction for a flourishing and secure future. Its nuanced leadership style, rooted in recognition and collaboration, ensures its influence is both profound and enduring, shaping pathways for collective progress with clarity and purpose.

Additional Gate Information:

- Incarnation Crosses: Sphinx, Interaction, Masks
- Incarnation Quarter: Relationships (Duality) - Leo
- Energy Circuit: Understanding (Logical)
- Amino Acid: Valin
- Anatomy: Diaphragm
- Gene Keys: Division (Hidden-Dictatorial) - Guidance - Virtue



Line 3: The Anarchist - Juxtaposed

The rejection of any institutionalized order.

↑ **Moon:** The constant need for change no matter what the prevailing conditions. The drive of the Self to express many roles.

↓ **Mercury:** The nihilist. The capacity of the Self to deny value in any role.

- Line Quality: Experiments with the theme of the Hexagram; trial and error process.

The third line experience brings an ability to discover authentic leadership through direct experimentation, enabling practical wisdom about organizational structures through hands-on testing. While this allows transformative insights through trial and error, it can drive descent into pure nihilism, leading to reflexive destruction of all systems without synthesizing experiences into constructive understanding.

↑ Exaltation (Moon):

When exalted, this line's path unfolds through experiential learning, where a constant need for change and experimentation leads to naturally challenging and testing established systems, discovering through direct experience what works and what doesn't. This experimental nature builds authentic understanding of leadership roles.

Through this experiential journey, this line develops strength in adapting and transforming based on practical experience rather than theoretical frameworks. This hands-on process moves through many different roles and systems, testing each one personally to gather deep wisdom about organizational structures.

↓ Detriment (Mercury):

In detriment, this line's trial and error experiences can descend into pure nihilism, concluding that nothing has value and rejecting all roles and structures without discrimination. Its experiential nature becomes stuck in a pattern of constant rejection without synthesis.

This detriment's tendency to learn through mistakes devolves into a belief that all systems are inherently flawed. Rather than using direct experiences as stepping stones to wisdom, this line focuses solely on tearing down structures without considering what could be built in its place.



Unconscious Venus - Mars Return: Environmental

During this cycle, your form may become aware of someone who embodies the energy of Venus, emphasizing themes of discernment, values, and the beauty of refinement through the gate and line imprinted. This person may encourage you to reflect on what truly matters in your relationships, creativity, and sense of self-worth.

However, their presence is primarily intended to enrich the environment around you, as this activation does not form a channel in your design. Consequently, your inner authority is unlikely to engage directly with this energy.

Gate 7: The Army

The point of convergence. By design, the need for leadership to guide and order society.

Gate 7 represents the essence of logical leadership, embodying the "Self" as it interacts with and guides others. It plays a vital role in directing society toward the future, forming part of the leadership framework within the collective understanding family, specifically through The Channel of The Alpha. Focused on creating secure and reliable patterns for humanity's progression, Gate 7 operates with an innate and nonmanipulative impulse to lead. This leadership is natural and uncontrived, requiring recognition and invitation before stepping into a position of guidance. Without this acknowledgment, it cannot take control or demand followership. Its leadership style is often subtle yet impactful, sometimes functioning as the "power behind the throne," influencing direction and shaping progress without being overtly in the spotlight. Gate 7 has the unique gift of sensing the path forward, instinctively knowing where people or systems need to go to achieve future goals, provided its guidance is sought out and respected.

This gate's influence is most effective in public or collective settings, where its authority to lead and guide is naturally recognized. However, it is important to understand that its leadership does not extend in the same way to tribal or individual interactions. In these settings, Gate 7 must respect the need for equality in one-on-one relationships or honor the structure and hierarchy of tribal dynamics. Attempting to push leadership in these areas often leads to tension and resistance. Within the collective, however, Gate 7 thrives as a trusted guide, offering vision and direction for a flourishing and secure future. Its nuanced leadership style, rooted in recognition and collaboration, ensures its influence is both profound and enduring, shaping pathways for collective progress with clarity and purpose.

Additional Gate Information:

- Incarnation Crosses: Sphinx, Interaction, Masks
- Incarnation Quarter: Relationships (Duality) - Leo
- Energy Circuit: Understanding (Logical)
- Amino Acid: Valin
- Anatomy: Diaphragm
- Gene Keys: Division (Hidden-Dictatorial) - Guidance - Virtue



Line 4: The Abdicator - Exalted

The willingness to accept the judgment of the people and/or the rule of law.

↑ **Sun:** The grace and wisdom to step down for the benefit of the whole. The capacity of the Self to accept the judgment of others.

- Line Quality: Fixed on externalizing the theme of the Hexagram.

The fourth line position brings an understanding of leadership's natural timing, enabling graceful embodiment of power while recognizing its temporary nature. While this allows effective service through awareness of role limitations, it can drive fixation on maintaining power beyond usefulness, leading to rigid resistance against natural transitions until forced removal becomes necessary.

↑ Exaltation (Sun):

When exalted, this line's one-track focus externalizes leadership with unique awareness that all roles have their natural conclusion. This gift lies in recognizing when service should end, understanding that leadership is inherently temporary.

This line's fixed, externalized nature allows full embodiment of leadership while it's appropriate, combined with the wisdom to see when that appropriateness has passed. The strength comes from accepting the natural rhythm of power - its rise and fall - while excelling at recognizing when a particular pattern of leadership has served its purpose.



Heart Center

P/D	Gate & Line	Fixing	Filter	Mars Return Effect
-----	-------------	--------	--------	--------------------

You have no Environmental planet imprints in this center.



Splenic Center

P/D	Gate & Line	Fixing	Filter	Mars Return Effect
-----	-------------	--------	--------	--------------------

You have no Environmental planet imprints in this center.



Sacral Center

P/D	Gate & Line	Fixing	Filter	Mars Return Effect
Personality	9.3	None	Venus	Environmental
Personality	5.6	None	Mars	Environmental
Personality	42.3	None	Saturn	Environmental
Design	3.2	None	Saturn	Environmental

Conscious Venus - Mars Return: Environmental

During this cycle, you may notice someone who brings a clear and active energy to the gate and line imprinted by Venus in your chart. This person embodies Venus' energy of harmony, values, and connection, infusing the environment with a sense of balance and beauty. Through their alignment with values and relationships, they bring conscious attention to the themes and experiences associated with this gate and line.

However, this activation does not create a channel in your design, so your Inner Authority is unlikely to pay direct attention to this energy. Instead, their presence serves as a background influence within the environment, subtly encouraging you to reflect on your values, nurture meaningful relationships, and align with harmony in areas tied to this part of your chart.

Gate 9: Taming Power of the Small

Potential can be fulfilled through detailed attention to all pertinent aspects.

Gate 9 symbolizes the power of focus and attention to detail, bringing the energy necessary for understanding and organizing the world. It supports the fulfillment of a project's potential by concentrating on all the critical aspects with precision and diligence. This gate is not about abstract thinking but rather provides a steady source of energy for deep concentration and practical application. Gate 9 carries a natural gift for managing details and maintaining focus, which is crucial for developing skills and gaining a deeper understanding of the complexities of life. Its ability to hone in on the small, often overlooked components of a process contributes to collective growth, making it particularly valuable in thorough and detail-oriented fields such as scientific research or analysis.

This gate also provides determination and perseverance, offering staying power for detailed processes and long-term commitments. However, without the balancing energy of Gate 52, Gate 9 may sometimes struggle to remain still or channel its energy in a single direction for extended periods. This stability can be drawn from others who carry Gate 52 or from planetary transits when needed. The capacity for detailed, focused work that Gate 9 embodies is a rare and valuable trait in a complex world, as it enables thorough investigation and understanding of intricate systems. By providing the focus and commitment necessary for careful exploration, Gate 9 becomes a vital asset to the collective, contributing significantly to humanity's ability to comprehend and navigate the intricate details of life.

Additional Gate Information:

- Incarnation Crosses: Planning, Focus, Identification
- Incarnation Quarter: Spirit (Mutation) - Sagittarius
- Energy Circuit: Logical (Understanding)
- Amino Acid: Threonine
- Anatomy: Sacral Plexus
- Gene Keys: Inertia (Reluctant-Diverted) - Determination - Invincibility



Line 3: The straw that breaks the camel's back - No Fixing

The overlooked minor element that always predetermines failure.

↑ **Earth:** The use of force to temporarily overcome impediments. The loss of power through the failure to focus.

↓ **Sun:** Persistent force that saps vitality and turns molehills into mountains. The power to turn a focus into an obsession.

- Line Quality: Experiments with the theme of the Hexagram; trial and error process.

This line shows how trying to maintain perfect focus reveals both success and failure. Like someone sorting small beads who discovers that the moment they think "I've got this!" is exactly when they drop them all. These 'mistakes' often lead to better ways of doing things that perfect execution would never find.

↑ Exaltation (Earth):

This line's experimental nature, via this exalted quality, discovers that sometimes you can push through with brute force - like a student powering through the last few math problems even when their brain feels fuzzy. Through trying this again and again, Line 3 learns exactly when forcing focus works and when it doesn't.

Through hands-on experiments, this line shows that while you can sometimes muscle through with pure determination, this reveals important lessons about sustainable focus. It's like discovering you can indeed finish that report by pulling an all-nighter, but also learning why that's not a great long-term strategy.

↓ Detriment (Sun):

This line in detriment shows how one small break in concentration can trigger a cascade of errors. It's not the difficult tasks that cause the collapse - it's that one extra "I can handle this" when already overloaded. Like an accountant who's been perfectly accurate all day, then makes one tiny numerical error that throws off every calculation that follows.

This creates a domino effect where one small slip multiplies into major problems. Like missing one key detail in an email, which leads to a misunderstanding, which leads to a missed deadline, which leads to a crisis meeting - all from that one moment of broken focus.



Conscious Mars - Mars Return: Environmental

During this cycle, you may notice someone who brings a clear and active energy to the gate and line imprinted by Mars in your chart. This person embodies Mars' energy of drive, action, and initiative, actively energizing the environment with momentum and determination. Through their courage and determination, they bring conscious attention to the themes and experiences associated with this gate and line.

However, this activation does not create a channel in your design, so your Inner Authority is unlikely to pay direct attention to this energy. Instead, their presence serves as a background influence within the environment, subtly encouraging you to take action, align with boldness, and channel your energy productively in areas tied to this part of your chart.

Gate 5: Waiting

The fundamental attunement to natural rhythms. Waiting as an active state of awareness.

Gate 5 represents the adherence to fixed rhythms and patterns, embodying a deep attunement to natural cycles and the universal flow of life. It emphasizes the importance of recognizing and aligning with personal rhythms, offering the ability to establish habits and routines that provide security, stability, and efficiency. This energy plays a significant role in skill development, thriving through repetition and the consistent practice necessary to achieve mastery. While Gate 5 finds strength in its unwavering consistency, it can sometimes feel constrained by its fixed rhythms. The key to its transcendence lies in patiently waiting for life to naturally shift its flow, rather than forcing change or succumbing to external pressures.

The challenge of Gate 5 is in identifying and honoring its innate rhythms while resisting the conditioning of others or mental pressures that attempt to disrupt its natural patterns. Transforming these rhythms into intentional habits allows this energy to operate in harmony with the larger collective flow. By staying true to its inner timing, Gate 5 creates a stable foundation upon which progress, understanding, and mastery can flourish. When properly aligned, this energy not only fosters personal growth but also contributes to the greater good, offering the potential for profound stability and even transcendence within life's ever-evolving patterns.

Additional Gate Information:

- Incarnation Crosses: Consciousness, Habits, Separation
- Incarnation Quarter: Spirit (Mutation) - Sagittarius
- Energy Circuit: Understanding (Logical)
- Amino Acid: Threonine
- Anatomy: Sacral Plexus
- Gene Keys: Impatience (Pessimistic-Pushy) - Patience - Timelessness



Line 6: Yielding - No Fixing

Waiting is never free from pressure, physical or mental and is often punctuated by the unexpected.

↑ **Neptune:** The growth of awareness that comes with bending to the universal flow. Accepting that in one's fixed rhythm despite the pressures, growth will be empowered, and often through the unexpected. No polarity.

↓ **None:** There is no planet in detriment; each in its way, given the power of this position, will yield to the inevitable.

- Line Quality: Transforms and looks beyond the theme of the Hexagram.
- Transition: 26.1 - The Bird in the Hand

The sixth line role model position reveals a profound understanding of life's flow - recognizing that yielding to universal patterns while maintaining a fixed rhythm creates sophisticated harmony with life's pressures and unexpected elements. Uniquely among all lines, this position transcends typical polarities through its fundamental yielding quality, making resistance both unnecessary and impossible.

↑ Exaltation (Neptune):

Neptune's exalted influence brings the profound ability to bend with the universal flow while maintaining one's fixed rhythm. Like a reed in the wind that remains rooted while moving with the breeze, this sixth line position manifests as deep awareness that growth and progress come through yielding to rather than resisting life's pressures and unexpected elements.

This creates a sophisticated understanding that apparent interruptions serve growth. Like water finding its path around obstacles, this positioning enables recognition that unexpected elements are essential parts of a larger geometric pattern, transforming what seems like pressure into natural flow.

↓ Detriment (None):

This line position is unique in having no planetary detriment. The yielding quality transcends typical polarities, making resistance both unnecessary and impossible. Like water that cannot help but flow downhill, this positioning demonstrates that alignment with universal flow is inevitable rather than optional.

The absence of a negative detriment reinforces that yielding itself is complete - there is no "negative" expression of surrender to what is. This reflects the line's fundamental nature as a role model for flowing with rather than against life's patterns.



Conscious Saturn - Chiron Return: Environmental

During this cycle, you may notice someone who brings a grounded and steady energy to the gate and line imprinted by Saturn in your chart. This person's energy reflects Saturn's disciplined and structured nature, infusing the environment with a sense of order and responsibility. Through their role as a figure of focus and commitment, they bring conscious attention to the themes associated with this gate and line.

However, because this activation does not create a channel in your design, your Inner Authority is unlikely to pay direct attention to this energy. Instead, their presence serves as a background influence within the environment, subtly encouraging you to reflect on themes of discipline, accountability, and long-term stability in the areas tied to this part of your chart. Their influence may help you consider how you can consciously build stronger foundations and embrace responsibility in alignment with your personal growth.

Gate 42: Increase

The expansion of the resources which maximizes the development of full potential.

Gate 42 embodies the energy for growth and increase, serving as a crucial part of the collective abstract process. It provides the drive and commitment to complete experiential cycles, ensuring natural growth through the process of seeing things through to their conclusion. This energy is essential for maturation, as only by completing cycles can wisdom and progress be attained. However, without Gate 53 to initiate new beginnings, Gate 42 can struggle with navigating the discomfort of starting fresh or letting go of what is complete. It often finds itself caught in repetitive cycles, whether through recurring patterns from childhood, unresolved relationship themes, or unfinished projects. Its challenge is to allow experiences to end naturally rather than forcing premature conclusions or clinging to situations that have run their course. Together with Gate 53, it forms the Channel of Maturation, guiding the full journey of cycles from beginning to development to conclusion.

Gate 42 plays a vital role in regulating experiential cycles, contributing to balanced growth in the collective human process. Its energy is about banking the wisdom gained from completed experiences before moving forward to new ones. This gate thrives when it embraces its role in the human experiential journey, ensuring that each cycle is fully explored and resolved before advancing. However, it must remain mindful of potential stagnation, which can arise from resisting change or struggling with new phases. Guided by Inner Authority, Gate 42 can discern the proper timing for endings and new beginnings, maintaining its connection to the natural flow of life. This energy defines what it means to be alive and human, moving from one completed experience to another with wisdom and purpose, contributing to the evolution of collective understanding.

Additional Gate Information:

- Incarnation Crosses: Maya, Completion, Limitation
- Incarnation Quarter: Mind (Initiation) - Aries
- Energy Circuit: Sensing (Abstract)
- Amino Acid: Leucin
- Anatomy: Sacral Plexus
- Gene Keys: Expectation (Grasping/Flaky) - Detachment - Celebration



Line 3: Trial and Error - No Fixing

In times of increase, mistakes are a natural part of the process.

↑ **Mars:** The energy and assertion to turn mistakes into advantages. The power to accept mistakes as part of growth.

↓ **Moon:** A moodiness, that in error may succumb to brooding and unnecessary caution. Mistakes give power to moodiness and caution.

- Line Quality: Attuning and adapting to a trial and error process.

Line 3 grows through direct experience, learning by doing and evolving through its trial and error process. Every mistake or setback becomes a critical step toward growth, as Line 3's nature is rooted in forward momentum and perseverance. Its role is to turn action into progress, transforming each challenge into an opportunity for advancement.

↑ Exaltation (Mars):

When Line 3 embraces the trial and error process, it demonstrates the courage to transform every challenge into a stepping stone for growth. For example, when faced with what others might perceive as failure, Line 3 uses the experience to build strength and resilience, much like a muscle becoming stronger through repeated strain. Mars energizes Line 3 with the drive to keep moving forward, turning setbacks into the fuel for progress.

By seeing mistakes as opportunities rather than obstacles, Line 3 models the power of persistence. Its ability to move boldly into new experiences inspires others to understand that growth comes not from avoiding challenges but from fully engaging with them. Mars empowers Line 3 to demonstrate that each trial is essential for advancement.

↓ Detriment (Moon):

When trials arise, Line 3 may falter by hesitating to take the next step, fearing the repetition of previous setbacks. For example, instead of using the energy of the sacral center to engage fully in the process, it might hold back, disrupting its natural momentum. This reluctance to act can result in missed opportunities for growth, as caution slows the forward movement that Line 3 thrives on.

Line 3's need for direct experience can be hindered by overthinking or a reluctance to re-engage after a perceived failure. When it resists the trial and error process, its progression stalls, causing frustration. Only by maintaining forward momentum can Line 3 unlock the lessons embedded in each challenge and continue its path of transformation and growth.



Unconscious Saturn - Mars Return: Environmental

During this cycle, your form may become aware of someone who embodies the stabilizing and disciplining energy of Saturn, expressing the themes of the gate and line imprinted with precision, structure, and resilience.

This person's presence may illuminate the value of boundaries and measured release within you, encouraging a deeper understanding of discipline and the structured energy of this gate and line. Their influence may feel grounding, offering a sense of stability or a framework to navigate physical or material challenges. However, their impact is primarily intended to enrich the environment around you, as this activation does not form a channel in your design. As a result, your inner authority is unlikely to engage directly with this energy.

Gate 3: Difficulty At The Beginning

The fundamental challenge of initiation is to transcend confusion and establish order.

Gate 3 is a powerful force for innovation and transformation, embodying the essence of life's evolutionary process. It holds the innate ability to catalyze new beginnings, which often emerge from a state of confusion or chaos. This initial disorder is not a flaw but a necessary part of the process, signaling the potential for something entirely new to take shape. The energy of Gate 3 thrives in its capacity to transcend confusion, allowing life to naturally guide the ordering process toward clarity and groundbreaking innovation. Its gift lies in trusting the flow of change and patiently navigating the turbulence that accompanies mutation, knowing that chaos is a vital part of creating something truly transformative.

The process of Gate 3, however, is not without its challenges. This energy requires patience and trust in timing, which can lead to frustration or melancholy when clarity feels delayed or when the transformation process seems stalled. This melancholy reflects a deep awareness of what could be, paired with the discomfort of waiting for the right conditions to emerge. The key is to embrace the natural rhythm of Gate 3's energy, allowing the new to unfold in its own time. When properly aligned, it becomes a force that brings true transformation and lasting impact, establishing order out of chaos and paving the way for evolutionary change. Its ability to guide new beginnings is a profound gift, offering the potential for growth and innovation that may not be immediately understood but leaves a lasting legacy.

Additional Gate Information:

- Incarnation Crosses: Laws, Mutation, Wishes
- Incarnation Quarter: Mind (Initiation) - Aries / Taurus
- Energy Circuit: Knowing (Individual)
- Anatomy: Navel
- Amino Acid: Leucin
- Gene Keys: Chaos (Anal-Disordered) - Innovation - Innocence



Line 2: Immaturity - No Fixing

The unrestrained acceptance of guidance.

↑ **Mars:** The unrelenting energy for growth will eventually triumph. The energy and potential for individual mutation.

↓ **Uranus:** Internal instability which both accepts and rejects authority simultaneously. Energy and potential that is conditioned by others leading to instability.

- Line Quality: Makes the theme of the Hexagram visible; is seen, but can't see itself.

The second line position carries an unrelenting youthful energy that naturally projects uncertainty while containing the seeds of eventual triumph, attracting guidance through this apparent confused projection. This raw potential operates as a necessary phase of development allowing for multiple possibilities, though it can manifest as an unstable pattern of simultaneously attracting and resisting others' attempts to provide mutative direction.

↑ Exaltation (Mars):

Mars exalted brings an unrelenting, youthful energy that propels growth through confusion. This second line position manifests as a natural projection of uncertainty that paradoxically attracts guidance. Like a young seedling that must experience various conditions before finding its optimal growth direction, this positioning enables exploration of multiple paths and teachings without conscious seeking.

Through Mars' influence emerges the pure potential for mutation, even while appearing directionless to others. This creates a natural state of openness that draws in various influences and guidance, with the apparent immaturity serving as a necessary phase of development that allows for multiple possibilities before crystallizing into specific direction.

↓ Detriment (Uranus):

Under Uranus' detriment influence, there's a fundamental instability in relating to authority and guidance. This becomes distorted into simultaneous acceptance and rejection of outside influence, creating internal conflict and confusion.

This detriment often appears as being pulled in multiple directions by others' attempts to guide, while lacking conscious awareness of why this is happening. The potential for natural growth becomes transformed into a pattern of unstable relationships with authority and guidance, resulting in a perpetual cycle of attracting and resisting direction.



Solar Plexus Center

P/D	Gate & Line	Fixing	Filter	Mars Return Effect
Personality	55.5	None	Moon	Environmental

Conscious Moon - Mars Return: Environmental

During this cycle, you may notice someone who brings a clear and active focus to the gate and line imprinted by the Moon in your chart. This person embodies the Moon's flowing and nurturing energy, naturally influencing the emotional tone of the environment. Through their emotional awareness and sensitivity, they bring conscious attention to the themes and experiences associated with this gate and line.

However, this activation does not create a channel in your design, so your Inner Authority is unlikely to pay direct attention to this energy. Instead, their presence serves as a background influence within the environment, subtly encouraging you to reflect on your feelings, process emotions, and align with the themes of this part of your chart.

Gate 55: Abundance

Abundance is strictly a question of spirit.

Gate 55 represents the potential for spiritual awareness and emotional abundance, characterized by highly volatile emotional waves that oscillate between extreme highs and lows. This inherent instability creates a constant shift in perception, moving between feelings of abundance and lack. Its emotional responses are deeply influenced by provocation, as it is connected to Gate 39, filtering provocations through its fluctuating mood. This sensitivity extends to acoustic stimuli, with tones and sounds amplifying or diminishing its emotional state depending on its current mood. Gate 55's effectiveness lies in honoring its emotional chemistry, requiring alignment with its mood when engaging in activities like eating, socializing, or working. Attempts to rationalize or force activity during low moods can disrupt its natural flow, as its emotional perception colors every experience and demands acceptance rather than suppression.

This gate is foundational to the individual circuit's movement toward mutation and transformation, spreading a new spirit of value recognition into the collective. When defined in the Solar Plexus, Gate 55's emotional authority necessitates patience, as clarity for impactful decisions emerges only over time. Its true power lies in emotional authenticity, embracing the full spectrum of its emotional experience rather than suppressing or explaining its moods. By honoring its emotional waves and embracing its volatility, Gate 55 fosters the potential for profound individual transformation and the ability to influence others by embodying a deep connection to spirit and emotional truth.

Additional Gate Information:

- Incarnation Crosses: Sleeping Phoenix, Moods, Spirit
- Incarnation Quarter: Mind (Initiation) - Pisces
- Energy Circuit: Individual
- Amino Acid: Histidin
- Anatomy: Solar Plexus (Dorsal Ganglia)
- Gene Keys: Victimization (Solemn/Fickle) - Freedom



Line 5: Growth - No Fixing

↑ Uranus: The unusual ability in a position of power to accept advice and transform it innovatively. This gift in a position of power allows one to continue to lead rather than being perceived as being led. The emotional strength and spirit derived from positions of power.

↓ Sun: An integrative openness that in its broad acceptance of advice may be eventually eclipsed. An emotional openness where the spirit is at risk from conditioning.

- Line Quality: Projected on as a universalized quality.

Line 5 in Gate 55 expresses emotional spirit through positions of power and universal projection. It naturally moves between cycles of leadership and transformation, using its emotional waves as tools for authentic authority and influence.

↑ Exaltation (Uranus):

With Uranus exalted, Line 5 thrives in positions of power where it can innovate and transform input while maintaining leadership. For example, it uses its emotional waves as tools for influence, integrating changing moods into its leadership style rather than perceiving them as vulnerabilities. This capacity to innovate while staying emotionally authentic strengthens its authority.

The strength of Line 5 lies in its ability to lead with emotional authenticity. When operating from a position of authority, it demonstrates how emotional fluidity can be an asset, using its natural cycles of mood to enhance growth and transformation rather than allowing them to undermine its leadership.

↓ Detriment (Sun):

With the Sun in detriment, Line 5 faces challenges when it seeks to gain power through excessive openness or harmonizing. For instance, outside of established authority, it may attempt to adapt to others' input in ways that dilute its emotional spirit, leaving it vulnerable to external pressures and conditioning.

The risk arises when Line 5 becomes overly adaptable in its pursuit of power, sacrificing emotional authenticity in the process. Its challenge is to maintain emotional integrity while navigating paths to authority, ensuring that its emotional spirit remains a source of strength rather than a weakness to be exploited.



Root Center

P/D	Gate & Line	Fixing	Filter	Mars Return Effect
Personality	41.5	None	North Node	Environmental
Personality	41.4	None	Pluto	Environmental
Design	19.5	None	North Node	Environmental
Design	41.4	None	Pluto	Environmental

Conscious North Node - Mars Return: Environment Direction

The Personality North Node represents your conscious connection to the environments that support growth and forward movement during this cycle. This directional force subtly draws you toward spaces shaped by the gate and line it imprints, highlighting people or characteristics within these environments that align with the cycle's trajectory. These elements act as a background influence, pointing toward the potential for expansion and evolution during this phase.

Because this activation does not create a channel in your design, your Inner Authority is unlikely to actively engage with this energy. Instead, the North Node's influence shapes the environment itself, encouraging you to notice and acknowledge the qualities or individuals present in these spaces. These environmental elements are intentionally part of the backdrop, supporting the unfolding of the cycle's future direction.

Gate 41: Decrease

The limitation of resources which maximizes development of potential.

Gate 41 embodies the energy of contraction and serves as the fuel for human experience. It carries a pressure to seek experiences through feelings, using its powerful imagination to envision endless possibilities. As a gate of contraction, it functions like a compressed spring, holding immense potential energy that launches new experiences upon release. Gate 41 represents the starting point for all human processes and experiences, fueling the drive to imagine and initiate something new. Its challenge lies in focusing on a single feeling or fantasy, resisting the pull of overwhelm caused by too many possibilities. This energy is restless, sensing the need for new beginnings but often lacking clarity without the support of Gate 30, which provides a sense of specific desires or changes. Together, Gates 41 and 30 form the channel of feeling recognition, but in the absence of Gate 30, this clarity may come through interactions with others with the 30 or planetary transits.

As the sole start codon in Human Design, Gate 41 plays a critical role in initiating all new experiences, representing a powerful evolutionary force. Its desire for feelings and its capacity for fantasy are the wellspring from which human experiences emerge. However, this energy must be balanced to avoid scattering its focus, ensuring that its imaginative potential is channeled toward meaningful exploration. Gate 41 thrives when it embraces its role as an initiator, grounding its visions in focused action while maintaining its connection to the limitless possibilities of imagination. By honoring its need for balance and clarity, Gate 41 fulfills its essential role in sparking new beginnings and fueling the evolution of human experience.

Additional Gate Information:

- Incarnation Crosses: The Unexpected, Fantasy, Alpha
- Energy Circuit: Sensing (Abstract)
- Incarnation Quarter: Spirit (Mutation) - Aquarius



- Amino Acid: Methionin (Initiator Codon)
- Anatomy: Adrenals
- Gene Keys: Fantasy (Dreamy/Hyperactive) - Anticipation - Emanation

Line 5: Authorization - No Fixing

The external recognition of one's potential despite limitations.

↑ **Mars:** The value of energy when properly channeled. The fuel for properly channeled feelings despite limitations.

↓ **Venus:** A persistent dissatisfaction with limitation which hampers development even when supported. Limitations initiate the fuel for negative feelings.

- Line Quality: Projected on as a universalized quality.

Line 5 carries a natural magnetism that draws others to project their feelings and fantasies onto it. As a fifth line, it is often seen as someone who shares others' emotions and is expected to participate in their fantasies. This universal projection becomes both Line 5's greatest opportunity and its greatest challenge in channeling feelings correctly.

↑ Exaltation (Mars):

Mars grants Line 5 the power to recognize the perfect moments to channel its feelings and fantasies effectively. For example, Line 5 might encounter a group of people looking for emotional guidance and know exactly how to focus its energy to meet their needs without overextending itself. This mastery of timing and precision allows Line 5 to direct its pressured fuel toward meaningful and impactful expression.

Line 5's magnetism attracts opportunities to express its deep capacity for feeling and imagination. However, its true gift lies in discerning which projections align with its authentic direction. By maintaining control over the measured release of its energy, Line 5 prevents depletion and ensures its resources are spent on experiences that resonate with its purpose.

↓ Detriment (Venus):

Under Venus' detriment, Line 5 struggles with the constant projection of others' needs and expectations, leading to emotional exhaustion. For example, Line 5 might feel pressured to accommodate the fantasies of multiple people at once, scattering its energy and creating a sense of incompleteness. This drain leaves Line 5 feeling weary and disconnected from its own truth.

The unending demand to satisfy others' experiential needs challenges Line 5's natural values. While it has the capacity to respond to others' expectations, doing so indiscriminately depletes its energy and creates inner conflict. The pressure to fulfill others' desires often leads to frustration, as Line 5 must learn to withdraw and prioritize its own authentic expression to avoid burnout.



Conscious Pluto - Chiron Return: Environmental

During this cycle, you may encounter someone whose presence feels deeply intense and transformative, embodying Pluto's energy of power and renewal. This person's energy activates the gate and line imprinted by Pluto in your chart, bringing depth and focus to the environment. Through their alignment with truth and the cycles of transformation, they highlight and draw conscious attention to the themes associated with this gate and line.

However, because this activation does not create a channel in your design, your Inner Authority is unlikely to pay direct attention to this energy. Instead, their presence serves as a background influence within the environment, subtly encouraging you to reflect on themes of transformation, surrender, and personal power in the areas tied to this part of your chart. Their influence may inspire you to uncover hidden truths, embrace renewal, and align with your deepest sense of authenticity.

Gate 41: Decrease

The limitation of resources which maximizes development of potential.

Gate 41 embodies the energy of contraction and serves as the fuel for human experience. It carries a pressure to seek experiences through feelings, using its powerful imagination to envision endless possibilities. As a gate of contraction, it functions like a compressed spring, holding immense potential energy that launches new experiences upon release. Gate 41 represents the starting point for all human processes and experiences, fueling the drive to imagine and initiate something new. Its challenge lies in focusing on a single feeling or fantasy, resisting the pull of overwhelm caused by too many possibilities. This energy is restless, sensing the need for new beginnings but often lacking clarity without the support of Gate 30, which provides a sense of specific desires or changes. Together, Gates 41 and 30 form the channel of feeling recognition, but in the absence of Gate 30, this clarity may come through interactions with others with the 30 or planetary transits.

As the sole start codon in Human Design, Gate 41 plays a critical role in initiating all new experiences, representing a powerful evolutionary force. Its desire for feelings and its capacity for fantasy are the wellspring from which human experiences emerge. However, this energy must be balanced to avoid scattering its focus, ensuring that its imaginative potential is channeled toward meaningful exploration. Gate 41 thrives when it embraces its role as an initiator, grounding its visions in focused action while maintaining its connection to the limitless possibilities of imagination. By honoring its need for balance and clarity, Gate 41 fulfills its essential role in sparking new beginnings and fueling the evolution of human experience.

Additional Gate Information:

- Incarnation Crosses: The Unexpected, Fantasy, Alpha
- Energy Circuit: Sensing (Abstract)
- Incarnation Quarter: Spirit (Mutation) - Aquarius
- Amino Acid: Methionin (Initiator Codon)
- Anatomy: Adrenals
- Gene Keys: Fantasy (Dreamy/Hyperactive) - Anticipation - Emanation



Line 4: Correction - No Fixing

Successful adaptation to limitation.

↑ **Earth:** Survival of the fittest and its eventual flourishing. The energy for adaptation and a deep feeling for survival.

↓ **Venus:** The expenditure of energy on maintaining relationships rather than on correction. In times of decrease weak associations are shunned as costly, no matter how attractive. The energy which fuels holding on to feelings rather than adapt.

- Line Quality: Fixed on externalizing its single track quality.

Line 4 carries a fixedness in wanting to live out its experiential fantasy. As a fourth line, it naturally influences others, particularly those carrying the emotional fire of the 30, to recognize and align with its feelings. This unchanging focus becomes the foundation of its power and influence.

↑ Exaltation (Earth):

The Earth grants Line 4 a unidirectional focus that ensures success through persistence. For example, Line 4 may remain dedicated to a lifelong passion or project, refusing to deviate from its chosen course despite challenges or distractions. This unwavering commitment to one feeling or fantasy builds momentum over time, allowing Line 4 to flourish in ways others may not fully understand.

Line 4's attunement to timing, supported by the Earth's patience, ensures that it waits for the right moment to externalize its feelings. This constancy and alignment with cycles enable Line 4 to naturally attract the right people and opportunities, amplifying its influence and reinforcing its fixed direction.

↓ Detriment (Venus):

Under the Venusian detriment, Line 4 struggles with the pressure to maintain relationships, which pulls it away from its fixed direction. For example, Line 4 may begin to accommodate the needs or expectations of others, diluting its focus and compromising its natural state. This attempt to bridge different approaches splits its energy, leaving it unable to fully commit to its original path.

Over time, these small accommodations grow into significant diversions from Line 4's intended course. The frustration of never fully expressing its fixed fantasy builds steadily, as the gap between its potential and lived experience widens. Each compromise to please others further buries its natural direction, creating a lingering sense of dissatisfaction and unfulfilled potential.



Unconscious North Node - Mars Return: Environment Direction

The Design South Node represents your form's unconscious resonance with environmental alignment during this cycle. This directional force subtly guides your body toward environments shaped by the gate and line it imprints, creating a physical backdrop that supports the cycle's natural flow. Its energy unconsciously aligns your form with the presence of people or characteristics within these spaces that resonate with this phase of the journey.

Because this activation does not create a channel in your design, your Inner Authority is unlikely to directly engage with this energy. Instead, the South Node's influence operates silently in the background, allowing your form to unconsciously adapt to and resonate with the qualities or individuals present in these environments. These elements serve as an essential but passive foundation, supporting the unfolding of the cycle in subtle and natural ways.

Gate 19: Approach

That all things are interrelated is apparent and manifested through the action of approach.

Gate 19 embodies the energy of Wanting and Needing, serving as a cornerstone of the Tribal Energy Family by creating pressure to secure and manage resources essential for the tribe's survival. It functions as an early warning system, recognizing potential resource scarcity that could threaten tribal cohesion and stability. This gate is deeply attuned to ensuring the tribe's basic needs—food, shelter, and spirituality—are met. Its energy is balanced by Gate 49, which determines how resources are allocated based on principles and agreements. Together, they form the mystical 19/49 channel, emphasizing both the spiritual and practical aspects of resource management. Gate 19 also carries a unique sensitivity, strengthening bonds within the tribe through touch and an innate connection to mammals, reflecting its cross-species nature. This gate's role is both practical and spiritual, ensuring not only survival but also fostering deeper connections within the tribe.

The challenge of Gate 19 lies in balancing the drive to secure resources with maintaining harmonious relationships within the tribe. Its energy explores possibilities through interaction and flirtation, but clear agreements—especially in conjunction with Gate 49—are essential for fulfilling the tribe's needs effectively. Without sufficient resources, the tribe risks disbandment, underscoring the critical role Gate 19 plays in preserving the strength and unity of the group. This gate's influence plays a key role in maintaining the physical health and stability of the tribe, which indirectly supports emotional well-being by ensuring that basic needs—such as resources, connection, and security—are met. While Gate 19 is rooted in the pressure of the Root Center, it works in harmony with other gates, including those in the Solar Plexus Center, to foster a sense of safety and belonging, which contributes to the emotional resilience of the tribe.

Additional Gate Information:

- Incarnation Crosses: Four Ways, Need, Refinement
- Incarnation Quarter: Spirit (Mutation) - Aquarius
- Energy Circuit: Tribal
- Amino Acid: Isoleucin
- Anatomy: Body Hair
- Gene Keys: Co-dependence (Needy-Isolated) - Sensitivity - Sacrifice



Line 5: Sacrifice - No Fixing

The need to limit personal potential in order to achieve a larger goal.

↑ **Earth:** The self-restraint fundamental to such a nature. Energy to keep one's sensitivities restrained.

↓ **Jupiter:** A tendency in sacrifice to condescend. Sacrifice can fuel a lack of sensitivity.

- Line Quality: Projected on as a universalized quality.

The fifth line of Gate 19 carries the universal projection of sacrifice for the greater good. This line navigates the complex interplay between genuine sacrifice and projected expectations, balancing individual resources with tribal needs. Its ability to discern what truly serves the collective makes it a pivotal figure in managing sacrificial demands.

↑ Exaltation (Earth):

This line's Earth exaltation provides grounding and self-restraint in responding to sacrificial expectations. For example, its ability to discern which sacrifices are meaningful allows it to serve the tribe without compromising its boundaries. This groundedness ensures stability and clarity in fulfilling the needs of the tribe.

The Earth's influence helps this line balance personal needs with tribal demands, creating sustainable ways to contribute. By maintaining practicality and emotional stability, it avoids complete self-abnegation while still meeting the expectations of sacrifice, fostering meaningful and authentic service.

↓ Detriment (Jupiter):

This line's Jupiter detriment can manifest as emotional distance or condescension in sacrificial roles. For instance, repeated experiences of sacrifice might lead to desensitization, where the line becomes detached from those it serves. This creates challenges in maintaining sensitivity under constant demands.

The Jupiterian influence may also inflate the line's identity with martyrdom, distorting its universal quality into superiority. While its role continues to attract projections of sacrifice, this burden can make it difficult for the line to maintain genuine emotional connection, ultimately complicating its ability to contribute authentically.



Unconscious Pluto - Mars Return: Environmental

During this cycle, your form may become aware of someone who embodies the transformative and penetrating energy of Pluto, expressing the themes of the gate and line imprinted with depth, regeneration, and vital exchange.

This person's presence may bring an unconscious awareness of cycles of breath, transformation, or assimilation within you, encouraging alignment with the profound and renewing energy of this gate and line. Their influence may feel penetrating, subtly inviting you to connect with the deeper rhythms of environmental exchange or cycles of vital force. However, their impact is primarily intended to enrich the environment around you, as this activation does not form a channel in your design. As a result, your inner authority is unlikely to engage directly with this energy.

Gate 41: Decrease

The limitation of resources which maximizes development of potential.

Gate 41 embodies the energy of contraction and serves as the fuel for human experience. It carries a pressure to seek experiences through feelings, using its powerful imagination to envision endless possibilities. As a gate of contraction, it functions like a compressed spring, holding immense potential energy that launches new experiences upon release. Gate 41 represents the starting point for all human processes and experiences, fueling the drive to imagine and initiate something new. Its challenge lies in focusing on a single feeling or fantasy, resisting the pull of overwhelm caused by too many possibilities. This energy is restless, sensing the need for new beginnings but often lacking clarity without the support of Gate 30, which provides a sense of specific desires or changes. Together, Gates 41 and 30 form the channel of feeling recognition, but in the absence of Gate 30, this clarity may come through interactions with others with the 30 or planetary transits.

As the sole start codon in Human Design, Gate 41 plays a critical role in initiating all new experiences, representing a powerful evolutionary force. Its desire for feelings and its capacity for fantasy are the wellspring from which human experiences emerge. However, this energy must be balanced to avoid scattering its focus, ensuring that its imaginative potential is channeled toward meaningful exploration. Gate 41 thrives when it embraces its role as an initiator, grounding its visions in focused action while maintaining its connection to the limitless possibilities of imagination. By honoring its need for balance and clarity, Gate 41 fulfills its essential role in sparking new beginnings and fueling the evolution of human experience.

Additional Gate Information:

- Incarnation Crosses: The Unexpected, Fantasy, Alpha
- Energy Circuit: Sensing (Abstract)
- Incarnation Quarter: Spirit (Mutation) - Aquarius
- Amino Acid: Methionin (Initiator Codon)
- Anatomy: Adrenals
- Gene Keys: Fantasy (Dreamy/Hyperactive) - Anticipation - Emanation



Line 4: Correction - No Fixing

Successful adaptation to limitation.

↑ **Earth:** Survival of the fittest and its eventual flourishing. The energy for adaptation and a deep feeling for survival.

↓ **Venus:** The expenditure of energy on maintaining relationships rather than on correction. In times of decrease weak associations are shunned as costly, no matter how attractive. The energy which fuels holding on to feelings rather than adapt.

- Line Quality: Fixed on externalizing its single track quality.

Line 4 carries a fixedness in wanting to live out its experiential fantasy. As a fourth line, it naturally influences others, particularly those carrying the emotional fire of the 30, to recognize and align with its feelings. This unchanging focus becomes the foundation of its power and influence.

↑ Exaltation (Earth):

The Earth grants Line 4 a unidirectional focus that ensures success through persistence. For example, Line 4 may remain dedicated to a lifelong passion or project, refusing to deviate from its chosen course despite challenges or distractions. This unwavering commitment to one feeling or fantasy builds momentum over time, allowing Line 4 to flourish in ways others may not fully understand.

Line 4's attunement to timing, supported by the Earth's patience, ensures that it waits for the right moment to externalize its feelings. This constancy and alignment with cycles enable Line 4 to naturally attract the right people and opportunities, amplifying its influence and reinforcing its fixed direction.

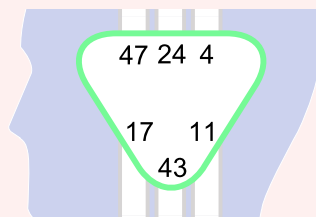
↓ Detriment (Venus):

Under the Venusian detriment, Line 4 struggles with the pressure to maintain relationships, which pulls it away from its fixed direction. For example, Line 4 may begin to accommodate the needs or expectations of others, diluting its focus and compromising its natural state. This attempt to bridge different approaches splits its energy, leaving it unable to fully commit to its original path.

Over time, these small accommodations grow into significant diversions from Line 4's intended course. The frustration of never fully expressing its fixed fantasy builds steadily, as the gap between its potential and lived experience widens. Each compromise to please others further buries its natural direction, creating a lingering sense of dissatisfaction and unfulfilled potential.



The Not-Self: Your Undefined Centers



Mars Cycle Center Theme: Undefined Ajna Center

Reflecting on Mental Flexibility, Certainty, and Understanding

In this Mars Cycle, your Ajna Center remains undefined, which means your relationship with thoughts, beliefs, and mental certainty will continue to be influenced by external factors. The Ajna Center governs how you process information, form opinions, and hold onto ideas. With it undefined, your way of thinking is adaptable and fluid, shifting based on your environment and interactions with others.

Having an undefined Ajna Center means that your mind is not designed to operate in a fixed or consistent way. Unlike those with a defined Ajna Center, you are not here to cling to rigid beliefs or to always have mental certainty. Instead, your openness allows you to explore and entertain a wide range of perspectives. This flexibility can be a gift, enabling you to adapt your thinking to different situations, but it can also create challenges when you feel pressured to have all the answers or to form definitive and consistent opinions.

Because of your openness, you may find yourself influenced by the thoughts and beliefs of others, particularly those with a defined Ajna Center. This can lead to moments where you adopt someone else's perspective, even if it doesn't align with your true feelings. Similarly, societal expectations to "know" or "be certain" can feel particularly difficult to navigate, as your design is not meant to hold onto fixed mental frameworks. Recognizing this tendency can help you release the pressure to conform to other people's ways of thinking.

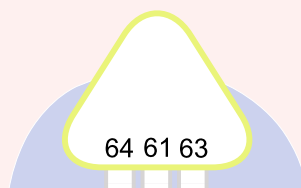
Your undefined Ajna Center gives you the potential to develop profound wisdom about the nature of thought and belief. Over time, you can become skilled at seeing multiple sides of an issue and understanding that no single perspective is absolute. This ability makes you an excellent observer, mediator, or facilitator, as you can help others see beyond their rigid beliefs. However, it's important to remain aware of situations where you might feel mentally overwhelmed by too much information or the pressure to "figure it all out."

Your mind's fluidity also means that you may not always retain detailed facts or rigid mental structures. Instead, you are designed to absorb the essence of ideas and adapt your knowledge to the present moment. This can feel destabilizing if you try to force certainty where it doesn't exist, but when embraced, it allows you to remain open and receptive to new ways of thinking.

**Practical Guidance for This Mars Cycle:**

- **Embrace mental flexibility:** Let go of the need to have fixed opinions or to cling to beliefs. Trust that your understanding will shift and evolve with time and experience.
- **Be aware of external influence:** Notice when you are adopting someone else's beliefs or ideas and take time to discern what truly feels right for you.
- **Release the need for certainty:** Your strength lies in your ability to entertain multiple perspectives, not in finding one definitive "truth."
- **Use your openness wisely:** Your capacity to see different sides of an issue can make you an excellent facilitator or guide. Focus on fostering understanding rather than reaching conclusions.
- **Avoid mental overwhelm:** Recognize when you are overthinking or trying to process too much information. Give yourself permission to step back and let clarity come naturally.
- **Honor your mental flow:** You are not meant to hold onto rigid mental structures or memories. Trust in your ability to adapt and use knowledge in the moment.

In this cycle, your undefined Ajna Center invites you to embrace the freedom of mental flexibility and to release the pressure to achieve certainty. By allowing yourself to explore, and adapt, you can find deeper understanding and wisdom in your experiences. Your open mind is a gift, offering unique insights and the ability to navigate diverse perspectives with ease. Trust in your adaptability and know that your value lies not in what you "know," but in how you think and the wisdom you gain along the way.



Mars Cycle Center Theme: Undefined Head Center

Reflecting on Mental Pressure, Inspiration, and Clarity

In this Mars Cycle, your Head Center remains undefined, which means your relationship with inspiration, questions, and mental pressures will continue to be shaped by external influences. The Head Center is the source of mental stimulation, big questions, and the drive to seek answers. With it undefined, your experience of inspiration is fluid and adaptive, allowing you to explore a wide range of inspirational perspectives.

Having an undefined Head Center means that your mind is not designed to generate consistent mental pressure or inspiration from within. Instead, you are uniquely receptive to the questions and ideas present in your environment. This openness allows you to sample and explore a variety of mental perspectives, which can lead to profound insights and wisdom over time. However, it also comes with challenges, as you may find yourself absorbing and amplifying external mental pressures, often chasing questions or concerns that aren't truly relevant to your journey.

Because of this sensitivity, you may feel a constant drive to "figure things out" or resolve questions that don't actually require answers. The pressure to find clarity or certainty can feel overwhelming, particularly if you are unaware of how much of this mental energy is coming from outside yourself. Recognizing that not all thoughts or questions are yours to solve is key to navigating this openness in a healthy way.

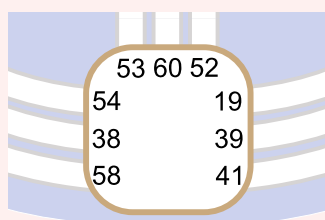
Your inspiration tends to arise in waves, influenced by the people and environments around you. While this might feel inconsistent compared to those with a defined Head Center, it also allows you to experience periods of mental quiet and peace when you're away from external stimuli. This natural ebb and flow can be a gift, providing you with clarity and focus when you step back from the mental noise of the world.

A crucial part of mastering your undefined Head Center is learning to set boundaries around mental stimulation. You may be particularly prone to distraction, especially in environments filled with external input like media, news, or social platforms. These sources can amplify mental pressure and scatter your focus, pulling you into cycles of overthinking or chasing thoughts that don't serve your growth. By consciously limiting exposure to unnecessary mental input and creating space for stillness, you can find greater clarity and discernment in your thinking.

**Practical Guidance for This Mars Cycle:**

- **Recognize external pressures:** Notice when you're taking on questions or mental pressures that aren't truly yours. Give yourself permission to release thoughts that don't serve your growth.
- **Embrace mental fluidity:** Allow your inspiration to ebb and flow naturally. Trust that periods of mental quiet are just as valuable as moments of insight.
- **Set boundaries with distractions:** Limit exposure to overstimulating environments like news, social media, or excessive digital content. Create quiet spaces where you can focus and reflect.
- **Let go of the need to "figure it all out":** Not every question or problem requires an answer. Trust that clarity will come when it's needed.
- **Focus on what matters:** Direct your mental energy toward questions and ideas that genuinely resonate with your path, rather than scattering it on irrelevant concerns.
- **Find peace in stillness:** Incorporate practices like meditation or quiet reflection to help you manage mental pressure and maintain clarity.

In this cycle, your undefined Head Center invites you to embrace the freedom of mental flexibility and to release the pressure to follow every mental inspiration that arises. By discerning which thoughts and inspirations are truly meaningful, you can focus your energy on what matters most while maintaining clarity and peace of mind. Your undefined Head Center offers you the potential for deep wisdom, helping you see the big picture and navigate life's mental pressures with grace and insight.



Mars Cycle Center Theme: Undefined Root Center

Navigating External Pressure and Stress

In this Mars Cycle, your Root Center remains undefined, meaning that you will continue to experience sensitivity to external pressures and stress. The Root Center governs adrenaline, stress, and the drive to act, but without a consistent internal source of this energy, you are naturally influenced by the urgency and pace of those around you.

With an undefined Root Center, you are highly attuned to the stress of others, often amplifying it and feeling an exaggerated urgency to act or complete tasks. This can lead to a reactive need to rush through things in an effort to relieve this pressure, even when there's no real reason to hurry. Unlike individuals with a defined Root Center, who have a steady internal drive, your motivation comes and goes, often depending on the energy of your environment.

This undefined energy can make you feel overwhelmed in high-pressure situations, especially when surrounded by people with defined Root Centers. The pace and urgency of others can easily influence you, pushing you to move faster or take on more than is necessary. You may find yourself caught up in a need to "keep up," even when your natural rhythm would benefit from a slower, more intentional approach.

It's important to recognize that not all pressure is yours to act upon. In fact, much of the urgency you feel is simply an amplified reflection of external energy. By bringing awareness to this dynamic, you can learn to pause and assess whether the pressure you're feeling is truly aligned with your priorities or simply borrowed from your surroundings.

Over time, living with an undefined Root Center can offer you valuable wisdom about managing stress. You can develop a deep understanding of how pressure works—not just in yourself but in others—and find creative ways to navigate it without becoming overwhelmed.

During this Mars Cycle, it's essential to give yourself permission to honor your own natural pace. Resist the urge to overcommit or take on too much in an attempt to relieve external pressure. Practice grounding techniques, such as deep breathing, meditation, or walking in nature, to release the stress you absorb from your environment.

Take time to reflect on your motivations. Are you acting because it feels right for you, or are you reacting to the pressure of others? By prioritizing tasks based on your own timing, you can avoid unnecessary stress and embrace a rhythm that feels authentic to you.

This cycle is an opportunity to continue deepening your understanding of how external pressure influences you. By staying mindful of the shadow themes of your undefined Root Center, such as the urge to hurry or overcommit, you can navigate stress with greater ease. Ultimately, this is about learning to live with a sense of calm and clarity, unshaken by the urgency that isn't yours to carry.



Conclusion

So, there you have it! Your Mars Return Cycle explained in great detail. It's truly exciting to see everything mapped out and to know how these themes will unfold during this period of your life.

Throughout this report, you've been reminded that just because a theme is imprinted by the Mars Return program, it doesn't mean you are obligated to engage with it. Your Inner Authority exists for a reason—it is there to guide you in choosing what is correct for you to interact with.

If you continue to rely on your mind for decisions, then it becomes “fait accompli.” The mind will see everything as important and insist on engaging with it all. This is precisely what the conditioning program desires: for you to follow the mind so it can control your decisions. When this happens, you risk being herded along, living a life that isn't truly yours—just like so many others.

We wish you a wonderful Mars Return and hope you find the strength and purpose to embody who you truly are. May this year be a profound journey of alignment and self-discovery!

Foundation Talking Chart



Foundation Report





GENETIC MATRIX



WWW.GENETICMATRIX.COM



GENETICMATRIX



GENETIC_MATRIX

Industry-leading Human Design & Astro HID software since 2008.

Specialising in Human Design Talking Charts & Reports.

Access over 500 chart views at Pro level.